

Robeco High Yield Bonds DH USD / LU0594695099 / A1H9VV / Robeco Inst. AM

Last 11/13/2024 <sup>1</sup>	Region	Branch	Type of yield	Type
203.81 USD	Worldwide	Corporate Bonds	reinvestment	Fixed-Income Fund



Risk key figures

SRI	1	2	3	4	5	6	7
Mountain-View Funds Rating <sup>2</sup>	EDA <sup>3</sup>						
	▲▲▲▲▲▲▲						

Yearly Performance

2023	+11.11%
2022	-8.46%
2021	+3.20%
2020	+4.28%
2019	+14.37%

Master data		Conditions		Other figures	
Fund type	Single fund	Issue surcharge	3.00%	Minimum investment	UNT 0
Category	Bonds	Planned administr. fee	0.00%	Savings plan	-
Sub category	Corporate Bonds	Deposit fees	0.00%	UCITS / OGAW	Yes
Fund domicile	Luxembourg	Redemption charge	0.00%	Performance fee	0.00%
Tranch volume	-	Ongoing charges	-	Redeployment fee	0.00%
Total volume	(11/13/2024) EUR 6,400.12 mill.	<b>Dividends</b>		<b>Investment company</b>	
Launch date	3/14/2011	Robeco Inst. AM Weena 850, 3014, Rotterdam Netherlands <a href="https://www.robeco.com">https://www.robeco.com</a>			
KESr report funds	Yes				
Business year start	01.01.				
Sustainability type	-				
Fund manager	Sander Bus, Roeland Moraal, Christiaan Lever, Daniel de Koning				

Performance	1M	6M	YTD	1Y	2Y	3Y	5Y	Since start
Performance	+0.32%	+4.47%	+5.65%	+11.23%	+17.76%	+7.89%	+17.54%	+107.88%
Performance p.a.	-	-	-	+11.19%	+8.52%	+2.57%	+3.28%	+5.64%
Sharpe ratio	0.56	2.39	1.16	2.48	1.20	-0.08	0.03	0.37
Volatility	1.79%	2.52%	3.03%	3.30%	4.57%	5.52%	7.41%	7.07%
Worst month	-	-0.33%	-0.88%	-0.88%	-1.31%	-6.04%	-10.79%	-10.79%
Best month	-	1.34%	2.57%	4.37%	4.37%	5.11%	5.87%	6.61%
Maximum loss	-0.39%	-0.63%	-1.67%	-1.67%	-4.23%	-13.62%	-21.18%	-

Distribution permission

Austria, Germany, Switzerland, United Kingdom, Czech Republic

<sup>1</sup> Important note on update status: The displayed date refers exclusively to the calculation of the NAV.

<sup>2</sup> The Mountain-View Data Fund Rating calculates a comparative ranking for funds using yield, volatility and trend data. For more information visit [MVD Funds Rating](#)

DISCLAIMER: The information on this page are for informational purposes only and should neither an offer to sell nor a solicitation for the purchase of the security or recommendation in favor of the security to be understood. baha GmbH assumes no liability despite thorough searches for the accuracy of the data.

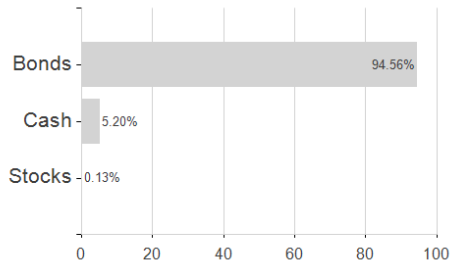
Funds data from: [www.mountain-view.com](http://www.mountain-view.com). Fact Sheet created by: [www.baha.com](http://www.baha.com)

## Robeco High Yield Bonds DH USD / LU0594695099 / A1H9VV / Robeco Inst. AM


3 Displays the Ethical-Dynamical Ratio calculated according to standard criteria. The maximum value is 100. For more information visit [EDA](#)

### Assessment Structure

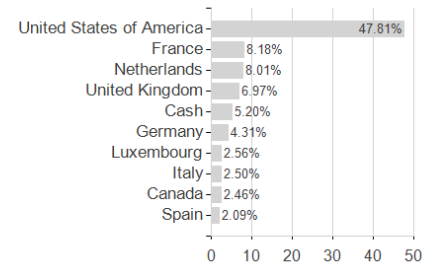
#### Assets



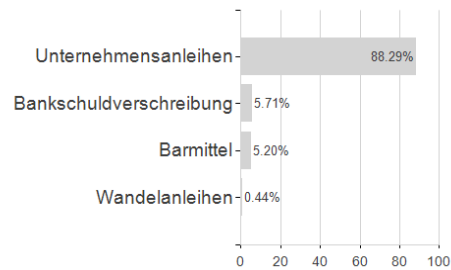
#### Largest positions



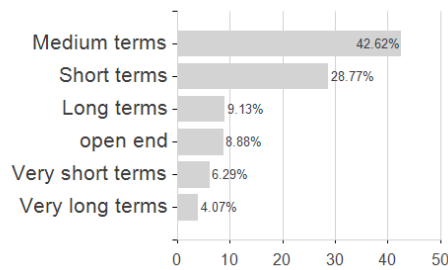
#### Countries



#### Issuer



#### Duration



#### Currencies

