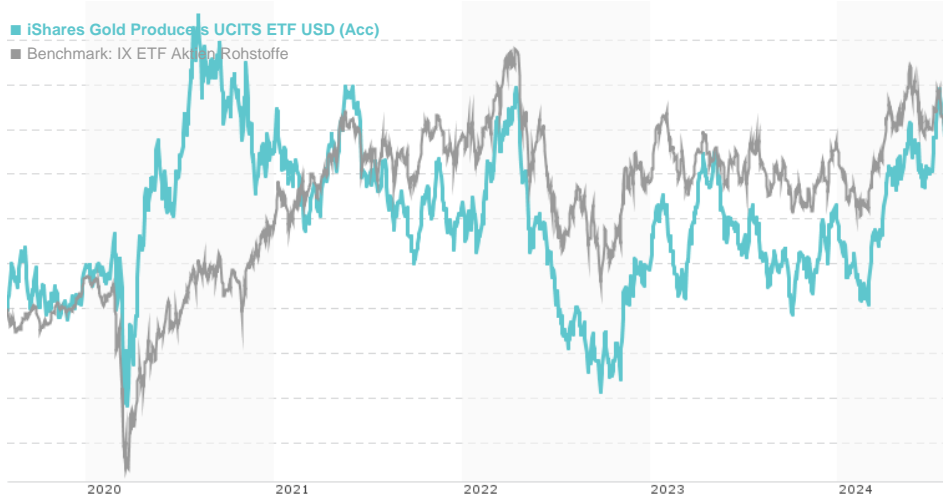


iShares Gold Producers UCITS ETF USD (Acc) / IE00B6R52036 / A1JKQJ / BlackRock AM (IE)

Last 07/30/2024 <sup>1</sup>	Region	Branch	Type of yield	Type
16.27 USD	Worldwide	ETF Stocks	reinvestment	Alternative Investm.



Risk key figures

SRI	1	2	3	4	5	6	7	
Mountain-View Funds Rating <sup>2</sup>							EDA <sup>3</sup>	80

Yearly Performance

2023	+10.66%
2022	-12.27%
2021	-8.34%
2020	+22.84%
2019	+42.75%

Master data		Conditions		Other figures	
Fund type	Single fund	Issue surcharge	0.00%	Minimum investment	UNT 1
Category	Equity	Planned administr. fee	0.00%	Savings plan	-
Sub category	ETF Stocks	Deposit fees	0.00%	UCITS / OGAW	Yes
Fund domicile	Ireland	Redemption charge	0.00%	Performance fee	0.00%
Tranch volume	(07/30/2024) USD 1,625.29 mill.	Ongoing charges	-	Redeployment fee	0.00%
Total volume	(07/30/2024) USD 1,625.29 mill.	Dividends		Investment company	
Launch date	9/16/2011	BlackRock AM (IE)			
KESt report funds	Yes	12 Throgmorton Avenue, EC2N 2DL, London			
Business year start	01.12.	United Kingdom			
Sustainability type	-	https://www.blackrock.com			
Fund manager	BlackRock AM Ireland Limited				

Performance	1M	6M	YTD	1Y	2Y	3Y	5Y	Since start
Performance	+7.82%	+28.24%	+17.19%	+18.42%	+46.75%	+5.99%	+36.83%	-34.89%
Performance p.a.	-	-	-	+18.42%	+21.20%	+1.96%	+6.47%	-3.28%
Sharpe ratio	6.83	2.38	1.11	0.58	0.63	-0.06	0.09	-0.22
Volatility	23.91%	25.60%	25.41%	25.61%	27.74%	27.67%	31.17%	31.69%
Worst month	-	-8.52%	-8.52%	-8.52%	-13.72%	-14.34%	-14.34%	-21.71%
Best month	-	19.11%	19.11%	19.11%	19.37%	19.37%	39.40%	39.40%
Maximum loss	-6.82%	-10.19%	-14.81%	-18.07%	-26.85%	-45.41%	-50.82%	-

Distribution permission

Austria, Germany, Switzerland, United Kingdom

<sup>1</sup> Important note on update status: The displayed date refers exclusively to the calculation of the NAV.

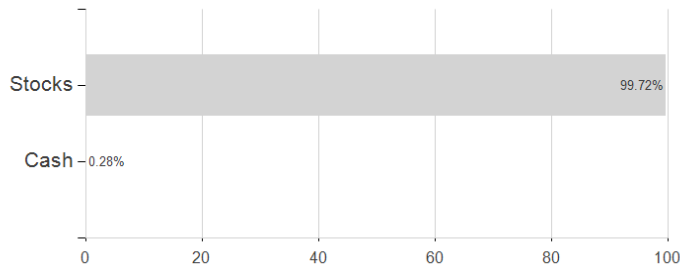
**iShares Gold Producers UCITS ETF USD (Acc) / IE00B6R52036 / A1JKQJ / BlackRock AM (IE)**

2 The Mountain-View Data Fund Rating calculates a comparative ranking for funds using yield, volatility and trend data. For more information visit [MVD Funds Rating](#)

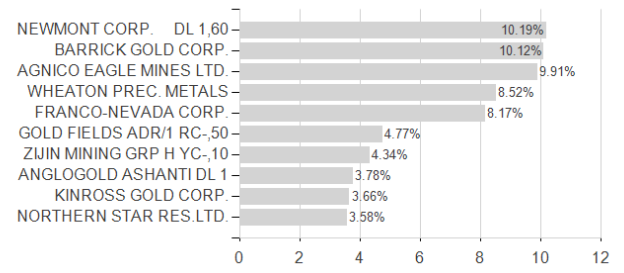
3 Displays the Ethical-Dynamical Ratio calculated according to standard criteria. The maximum value is 100. For more information visit [EDA](#)

**Assessment Structure**

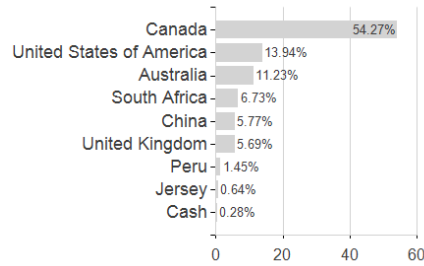
**Assets**



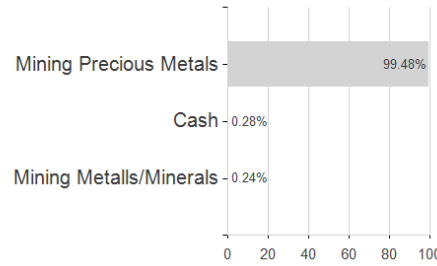
**Largest positions**



**Countries**



**Branches**



**Currencies**

