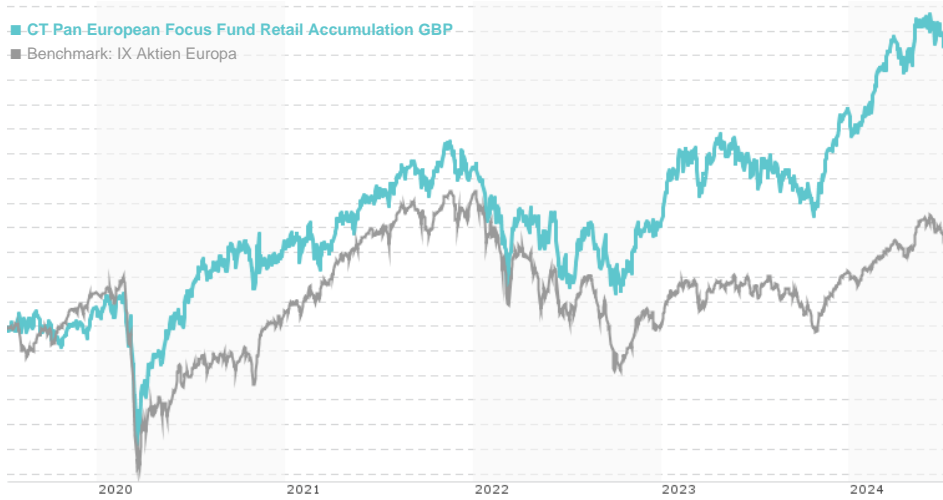


CT Pan European Focus Fund Retail Accumulation GBP / GB00B01CWZ36 / A0DK15 / Threadneedle Inv. S.

Last 07/08/2024 ¹	Region	Branch	Type of yield	Type
5.01 GBP	Europe	Mixed Sectors	reinvestment	Equity Fund



Risk key figures

SRI	1	2	3	4	5	6	7
Mountain-View Funds Rating ²	EDA ³						
	64						

Yearly Performance

2023	+18.91%
2022	-8.13%
2021	+13.86%
2020	+13.40%
2019	+33.55%

Master data		Conditions		Other figures	
Fund type	Single fund	Issue surcharge	5.00%	Minimum investment	GBP 2,000.00
Category	Equity	Planned administr. fee	0.00%	Savings plan	-
Sub category	Mixed Sectors	Deposit fees	0.01%	UCITS / OGAW	-
Fund domicile	United Kingdom	Redemption charge	0.00%	Performance fee	0.00%
Tranch volume	(07/08/2024) EUR 10.27 mill.	Ongoing charges	-	Redeployment fee	0.00%
Total volume	(07/08/2024) EUR 82.79 mill.	Dividends		Investment company	
Launch date	7/12/2004	Threadneedle Inv. S.			
KESt report funds	Yes	Cannon Place, 78 Cannon Street, EC4N 6AG, London			
Business year start	01.05.	United Kingdom			
Sustainability type	-	https://www.columbiathreadneedle.co.uk			
Fund manager	Frederic Jeanmaire				

Performance	1M	6M	YTD	1Y	2Y	3Y	5Y	Since start
Performance	-0.62%	+14.43%	+10.57%	+23.63%	+44.44%	+26.10%	+60.04%	+278.81%
Performance p.a.	-	-	-	+23.71%	+20.15%	+8.03%	+9.85%	+11.09%
Sharpe ratio	-0.75	2.19	1.41	1.50	1.07	0.26	0.33	0.46
Volatility	15.20%	12.50%	12.64%	13.37%	15.43%	16.59%	18.62%	16.10%
Worst month	-	-1.48%	-1.48%	-2.88%	-4.99%	-10.77%	-10.77%	-10.77%
Best month	-	6.11%	6.11%	9.11%	9.43%	9.43%	9.43%	9.44%
Maximum loss	-3.03%	-4.60%	-4.60%	-9.16%	-12.03%	-22.37%	-28.64%	-

Distribution permission

Switzerland

¹ Important note on update status: The displayed date refers exclusively to the calculation of the NAV.

² The Mountain-View Data Fund Rating calculates a comparative ranking for funds using yield, volatility and trend data. For more information visit [MVD Funds Rating](#)

³ Displays the Ethical-Dynamical Ratio calculated according to standard criteria. The maximum value is 100. For more information visit [EDA](#)

CT Pan European Focus Fund Retail Accumulation GBP / GB00B01CWZ36 / A0DK15 / Threadneedle Inv. S.

Investment strategy

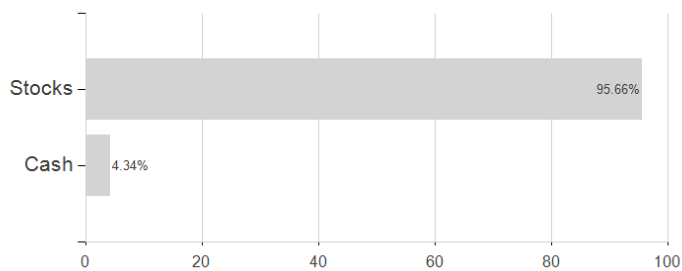
The Fund selects companies in which the fund manager has a high conviction that the current share price does not reflect the prospects for that business. These companies may be chosen from any industry or economic sector, with significant sector and share weightings taken at the discretion of the fund manager. There is no restriction on company size, however, investment tends to focus on larger companies, such as those included in the MSCI Europe Index. The MSCI Europe Index is regarded as providing an appropriate representation of the share performance of large and medium- sized companies within developed market countries across Europe (including the UK), currently with over 400 companies included. It provides a suitable target benchmark against which Fund performance will be measured and evaluated over time. The Fund typically invests in fewer than 50 companies, which may include shares of some companies not within the Index. The Fund may also invest in other assets such as cash and deposits, and hold other funds (including funds managed by Columbia Threadneedle companies) when deemed appropriate.

Investment goal

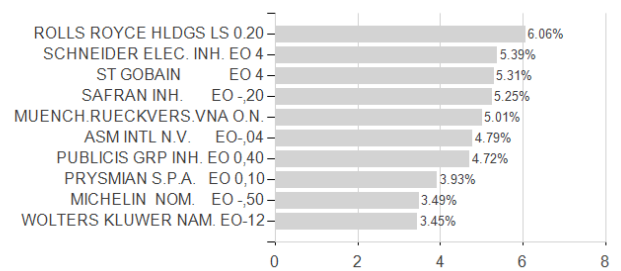
The Fund aims to increase the value of your investment over the long term. It looks to outperform the MSCI Europe Index over rolling 3-year periods, after the deduction of charges. The Fund is actively managed, and invests at least 75% of its assets in a concentrated portfolio of shares of European (including UK) companies.

Assessment Structure

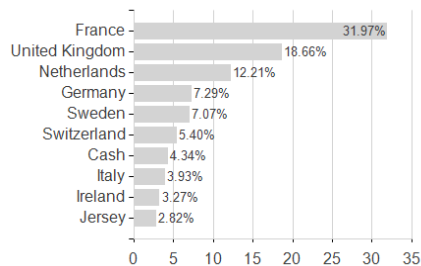
Assets



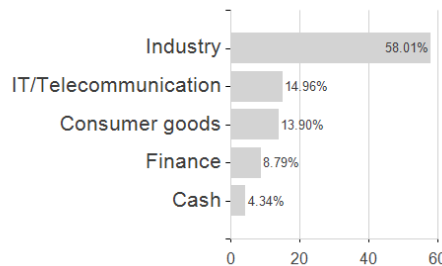
Largest positions



Countries



Branches



Currencies

