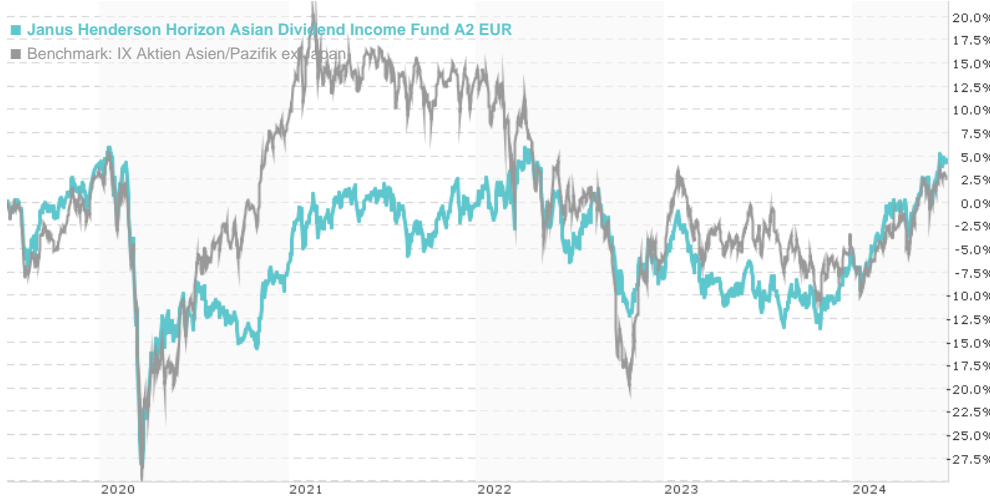


Janus Henderson Horizon Asian Dividend Income Fund A2 EUR / LU0572939261 / A1JKS7 / Janus Henderson Inv.

Last 07/03/2024 ¹	Region	Branch	Type of yield	Type
19.98 EUR	Asia/Pacific ex Japan	Mixed Sectors	reinvestment	Equity Fund



Risk key figures

SRI	1	2	3	4	5	6	7
Mountain-View Funds Rating ²	EDA ³						
	73						

Yearly Performance

2023	+2.21%
2022	-7.59%
2021	+7.06%
2020	-9.99%
2019	+21.60%

Master data		Conditions		Other figures	
Fund type	Single fund	Issue surcharge	5.00%	Minimum investment	EUR 2,500.00
Category	Equity	Planned administr. fee	0.00%	Savings plan	-
Sub category	Mixed Sectors	Deposit fees	0.65%	UCITS / OGAW	Yes
Fund domicile	Luxembourg	Redemption charge	1.00%	Performance fee	10.00%
Tranch volume	(07/03/2024) USD 0.923 mill.	Ongoing charges	-	Redeployment fee	0.00%
Total volume	(05/31/2024) USD 78.23 mill.	Dividends		Investment company	
Launch date	10/31/2011	Janus Henderson Inv.			
KESt report funds	Yes	201 Bishopsgate, EC2M 3AE, London			
Business year start	01.07.	United Kingdom			
Sustainability type	-	www.janushenderson.com/			
Fund manager	Mike Kerley, Sat Duhra				

Performance	1M	6M	YTD	1Y	2Y	3Y	5Y	Since start
Performance	+3.31%	+11.62%	+10.75%	+14.70%	+11.50%	+2.99%	+4.83%	+96.46%
Performance p.a.	-	-	-	+14.65%	+5.59%	+0.99%	+0.95%	+5.47%
Sharpe ratio	3.81	2.00	1.81	1.05	0.17	-0.23	-0.19	0.13
Volatility	11.79%	10.50%	10.44%	10.49%	11.38%	11.84%	14.20%	13.15%
Worst month	-	-1.77%	-1.77%	-3.95%	-8.70%	-8.70%	-16.38%	-16.38%
Best month	-	5.27%	5.27%	5.27%	8.30%	8.30%	11.79%	11.79%
Maximum loss	-1.24%	-3.91%	-4.47%	-6.08%	-14.79%	-18.36%	-32.48%	-

Distribution permission

Austria, Germany, Switzerland, United Kingdom

¹ Important note on update status: The displayed date refers exclusively to the calculation of the NAV.
² The Mountain-View Data Fund Rating calculates a comparative ranking for funds using yield, volatility and trend data. For more information visit [MVD Funds Rating](#)
³ Displays the Ethical-Dynamical Ratio calculated according to standard criteria. The maximum value is 100. For more information visit [EDA](#)

Janus Henderson Horizon Asian Dividend Income Fund A2 EUR / LU0572939261 / A1JKS7 / Janus Henderson Inv.

Investment strategy

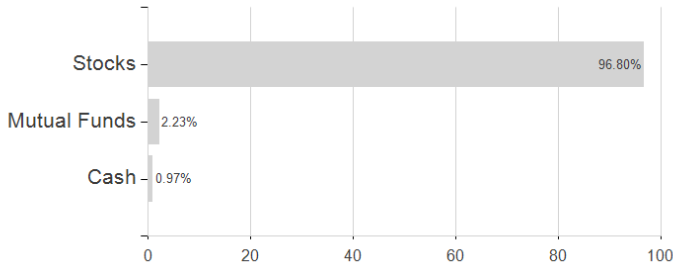
The Fund invests at least two-thirds of its assets in a portfolio of shares (equities) and equity-related securities of companies, of any size, in any industry, in the Asia Pacific region (excluding Japan) and may include China A-Shares. The Fund may also invest in other assets including companies outside this region, cash and money market instruments. The Investment Manager may use derivatives (complex financial instruments) to reduce risk, to manage the Fund more efficiently, or to generate additional income for the Fund.

Investment goal

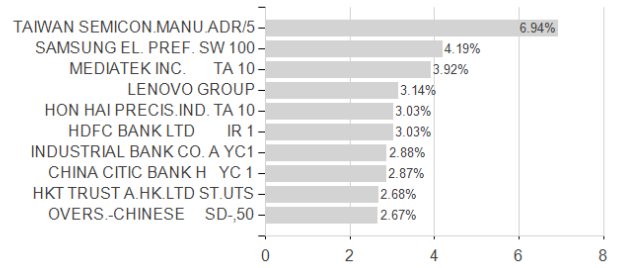
The Fund aims to provide an income in excess of the income generated by the MSCI AC Asia Pacific ex Japan High Dividend Yield Index over any 5 year period with the potential for capital growth over the long term (5 years or more).

Assessment Structure

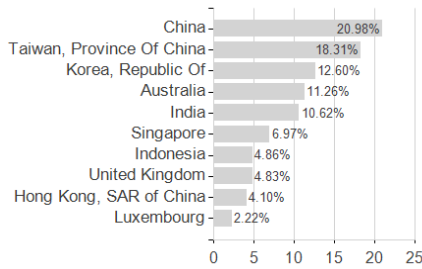
Assets



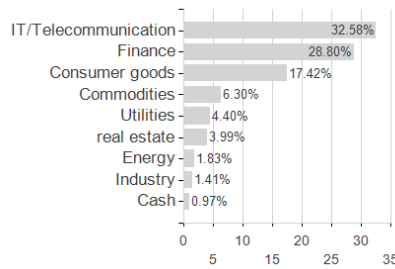
Largest positions



Countries



Branches



Currencies

