

SWuK Renten Flexibel UI - Anteilklasse I / DE000A1H72M7 / A1H72M / Universal-Investment

| | | | | |
|------------------------------|-----------|--------------|-----------------|-------------------|
| Last 08/26/2024 ¹ | Region | Branch | Type of yield | Type |
| 93.23 EUR | Worldwide | Bonds: Mixed | paying dividend | Fixed-Income Fund |



Risk key figures

| | | | | | | | |
|---|------------------|---|---|---|---|---|---|
| SRI | 1 | 2 | 3 | 4 | 5 | 6 | 7 |
| Mountain-View Funds Rating ² | EDA ³ | | | | | | |
| | 85 | | | | | | |

Yearly Performance

| | |
|------|--------|
| 2023 | +4.11% |
| 2022 | -7.17% |
| 2021 | +0.01% |
| 2020 | -0.01% |
| 2019 | +4.46% |

| Master data | | Conditions | | Other figures | |
|---------------------|------------------------------|------------------------|----------|--|-------|
| Fund type | Single fund | Issue surcharge | 3.00% | Minimum investment | UNT 0 |
| Category | Bonds | Planned administr. fee | 0.00% | Savings plan | Yes |
| Sub category | Bonds: Mixed | Deposit fees | 0.15% | UCITS / OGAW | Yes |
| Fund domicile | Germany | Redemption charge | 0.00% | Performance fee | 0.00% |
| Tranch volume | (08/26/2024) EUR 13.64 mill. | Ongoing charges | - | Redeployment fee | 0.00% |
| Total volume | (08/26/2024) EUR 13.64 mill. | Dividends | | Investment company | |
| Launch date | 10/11/2011 | 16.10.2023 | 0.50 EUR | Universal-Investment | |
| KESt report funds | No | 17.10.2022 | 0.50 EUR | Theodor-Heuss-Allee 70, 60486, Frankfurt am Main | |
| Business year start | 01.09. | 15.10.2021 | 1.50 EUR | Germany | |
| Sustainability type | - | 15.10.2020 | 2.00 EUR | https://www.universal-investment.com | |
| Fund manager | - | 15.10.2019 | 2.75 EUR | | |

| Performance | 1M | 6M | YTD | 1Y | 2Y | 3Y | 5Y | Since start |
|------------------|--------|--------|--------|--------|--------|--------|--------|-------------|
| Performance | +0.67% | +2.44% | +1.86% | +5.12% | +2.88% | -2.17% | -1.42% | +21.78% |
| Performance p.a. | - | - | - | +5.13% | +1.43% | -0.73% | -0.29% | +1.54% |
| Sharpe ratio | 2.74 | 0.86 | -0.36 | 0.86 | -0.85 | -1.84 | -1.78 | -1.08 |
| Volatility | 1.69% | 1.66% | 1.80% | 1.89% | 2.46% | 2.31% | 2.14% | 1.83% |
| Worst month | - | -0.67% | -0.67% | -0.67% | -3.10% | -3.10% | -4.98% | -4.98% |
| Best month | - | 1.13% | 1.79% | 1.79% | 1.79% | 1.79% | 1.79% | 2.06% |
| Maximum loss | -0.24% | -0.65% | -0.76% | -0.76% | -4.26% | -8.97% | -9.17% | - |

Distribution permission

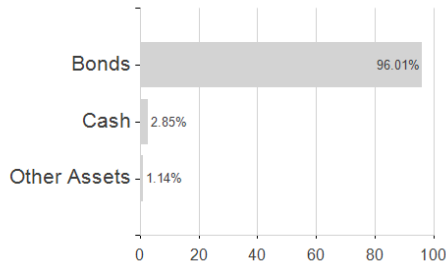
Germany

1 Important note on update status: The displayed date refers exclusively to the calculation of the NAV.
 2 The Mountain-View Data Fund Rating calculates a comparative ranking for funds using yield, volatility and trend data. For more information visit [MVD Funds Rating](#)
 3 Displays the Ethical-Dynamical Ratio calculated according to standard criteria. The maximum value is 100. For more information visit [EDA](#)

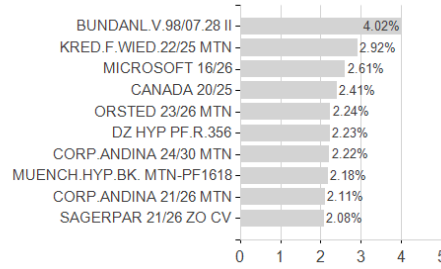
SWuK Renten Flexibel UI - Anteilklasse I / DE000A1H72M7 / A1H72M / Universal-Investment

Assessment Structure

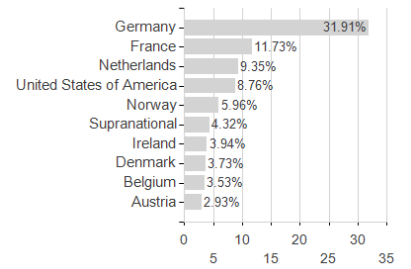
Assets



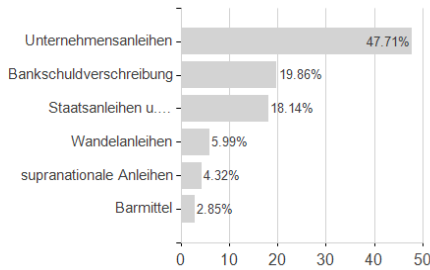
Largest positions



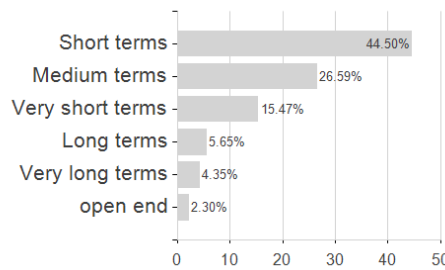
Countries



Issuer



Duration



Currencies

