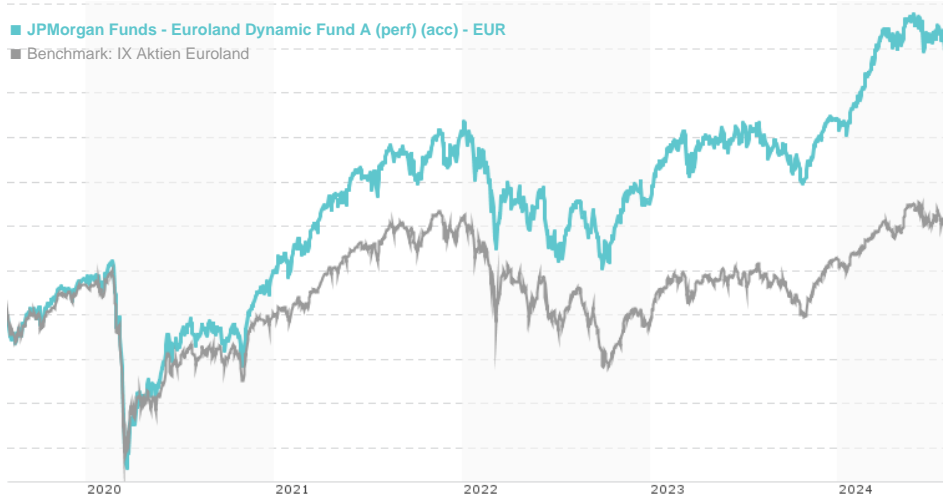


JPMorgan Funds - Euroland Dynamic Fund A (perf) (acc) - EUR / LU0661985969 / A1JEJ3 / JPMorgan AM (EU)

Last 07/30/2024 ¹	Region	Branch	Type of yield	Type
381.66 EUR	Euroland	Mixed Sectors	reinvestment	Equity Fund



Risk key figures

SRI	1	2	3	4	5	6	7
-----	---	---	---	---	---	---	---

Mountain-View Funds Rating ²	EDA ³
▲▲▲▲▲	65

Yearly Performance

2023	+15.24%
2022	-11.02%
2021	+28.20%
2020	+2.22%
2019	+24.20%

Master data		Conditions		Other figures	
Fund type	Single fund	Issue surcharge	5.00%	Minimum investment	USD 35,000.00
Category	Equity	Planned administr. fee	0.00%	Savings plan	-
Sub category	Mixed Sectors	Deposit fees	0.00%	UCITS / OGAW	Yes
Fund domicile	Luxembourg	Redemption charge	0.50%	Performance fee	10.00%
Tranch volume	(07/30/2024) EUR 50.50 mill.	Ongoing charges	-	Redeployment fee	0.00%
Total volume	(07/30/2024) EUR 136.60 mill.	Dividends		Investment company	
Launch date	9/20/2011			JPMorgan AM (EU)	
KESt report funds	Yes			PO Box 275, 2012, Luxembourg	
Business year start	01.07.			Luxembourg	
Sustainability type	-			https://www.jpmorganassetmanagement.de	
Fund manager	Jon Ingram, John Baker, Alex Whyte				

Performance	1M	6M	YTD	1Y	2Y	3Y	5Y	Since start
Performance	-0.61%	+9.93%	+12.43%	+13.23%	+30.63%	+21.17%	+63.27%	+281.66%
Performance p.a.	-	-	-	+13.23%	+14.31%	+6.60%	+10.29%	+10.97%
Sharpe ratio	-0.83	1.42	1.58	0.86	0.81	0.18	0.35	0.41
Volatility	13.33%	12.18%	12.01%	11.23%	13.24%	16.14%	18.95%	17.87%
Worst month	-	-2.59%	-2.59%	-3.21%	-6.49%	-10.73%	-20.16%	-20.16%
Best month	-	6.19%	6.19%	7.11%	9.35%	9.35%	18.92%	18.92%
Maximum loss	-3.29%	-4.86%	-4.86%	-9.41%	-12.26%	-23.03%	-41.64%	-

Distribution permission

Austria, Germany, Switzerland, United Kingdom, Luxembourg

1 Important note on update status: The displayed date refers exclusively to the calculation of the NAV.

2 The Mountain-View Data Fund Rating calculates a comparative ranking for funds using yield, volatility and trend data. For more information visit [MVD Funds Rating](#)

3 Displays the Ethical-Dynamical Ratio calculated according to standard criteria. The maximum value is 100. For more information visit [EDA](#)

DISCLAIMER: The information on this page are for informational purposes only and should neither an offer to sell nor a solicitation for the purchase of the security or recommendation in favor of the security to be understood. baha GmbH assumes no liability despite thorough searches for the accuracy of the data.

Funds data from: www.mountain-view.com. Fact Sheet created by: www.baha.com

JPMorgan Funds - Euroland Dynamic Fund A (perf) (acc) - EUR / LU0661985969 / A1JEJ3 / JPMorgan AM (EU)

Investment strategy

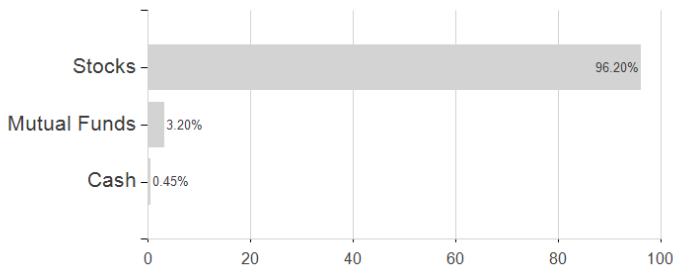
At least 75% of net assets invested in equities (excluding convertible securities, index and participation notes and equity linked notes) of companies that are domiciled, or carrying out the main part of their economic activity, in a Euroland C country. The Sub-Fund may have significant positions in specific sectors or markets from time to time. At least 51% of assets are invested in companies with positive environmental and/or social characteristics that follow good governance practices as measured through the Investment Manager's proprietary ESG scoring methodology and/or third party data. The Sub-Fund is actively managed. Though the majority of its holdings (excluding derivatives) are likely to be components of the benchmark, the Investment Manager has broad discretion to deviate from its securities, weightings and risk characteristics.

Investment goal

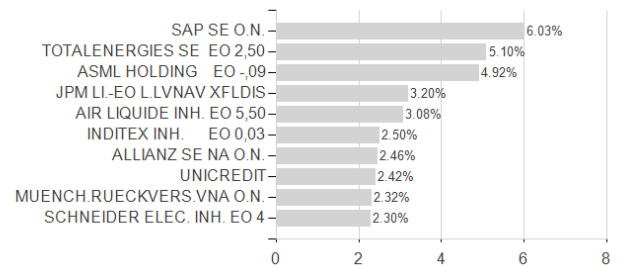
To maximise long-term capital growth by investing primarily in an aggressively managed portfolio of companies of countries that are part of the Eurozone ("Euroland Countries").

Assessment Structure

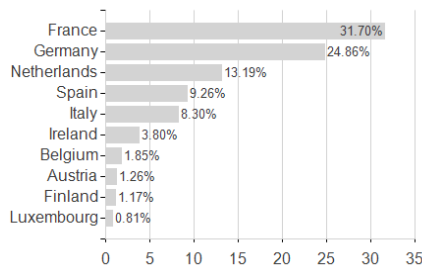
Assets



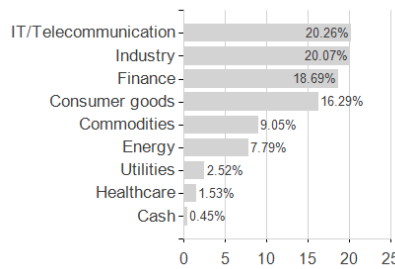
Largest positions



Countries



Branches



Currencies

