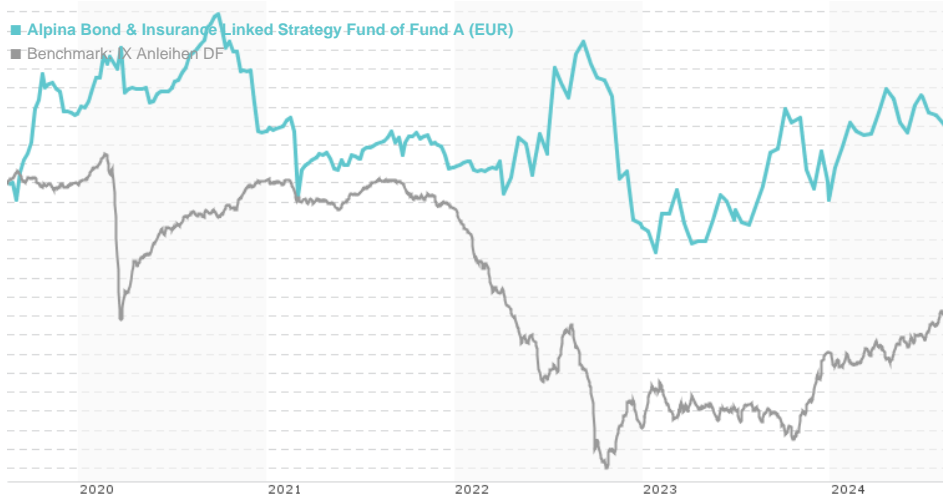


Alpina Bond & Insurance Linked Strategy Fund of Fund A (EUR) / LU0524669974 / A1CUPE / Alpina Fund M.S.A.

Last 08/07/2024 <sup>1</sup>	Region	Branch	Type of yield	Type
116.06 EUR	Worldwide	Insurance Linked Securities	paying dividend	Fixed-Income Fund



Risk key figures

SRI 1 2 3 4 5 6 7

Mountain-View Funds Rating<sup>2</sup> EDA<sup>3</sup>



Yearly Performance

2023	+1.45%
2022	-3.11%
2021	-1.84%
2020	-0.86%
2019	+1.69%

Master data		Conditions		Other figures	
Fund type	Single fund	Issue surcharge	2.00%	Minimum investment	EUR 125,000.00
Category	Bonds	Planned administr. fee	0.00%	Savings plan	-
Sub category	Insurance Linked Securities	Deposit fees	0.04%	UCITS / OGAW	Yes
Fund domicile	Luxembourg	Redemption charge	0.00%	Performance fee	0.00%
Tranch volume	(08/07/2024) USD 1.46 mill.	Ongoing charges	-	Redeployment fee	0.00%
Total volume	(08/07/2024) USD 4.83 mill.	<b>Dividends</b>		<b>Investment company</b>	
Launch date	12/8/2010	18.06.2018	2.00 EUR	Alpina Fund M.S.A.	
KESt report funds	Yes	2, Rue Gabriel Lippmann, 5365, Luxembourg			
Business year start	01.01.	Luxembourg			
Sustainability type	-	www.alpinafm.lu			
Fund manager	-				

Performance	1M	6M	YTD	1Y	2Y	3Y	5Y	Since start
Performance	-0.61%	-0.08%	+4.01%	+4.20%	-1.34%	+0.92%	+3.11%	+20.61%
Performance p.a.	-	-	-	+4.21%	-0.68%	+0.31%	+0.62%	+1.46%
Sharpe ratio	-	-0.89	0.75	0.11	-0.66	-0.52	-0.52	-0.36
Volatility	0.00%	4.22%	4.61%	6.04%	6.50%	6.34%	5.70%	5.83%
Worst month	-	-2.17%	-2.17%	-3.32%	-4.54%	-4.54%	-4.54%	-5.87%
Best month	-	2.26%	2.86%	2.86%	2.86%	3.31%	3.31%	3.31%
Maximum loss	-0.61%	-2.17%	-2.17%	-4.61%	-10.31%	-10.31%	-11.46%	-

Distribution permission

Austria, Switzerland, Luxembourg

<sup>1</sup> Important note on update status: The displayed date refers exclusively to the calculation of the NAV.

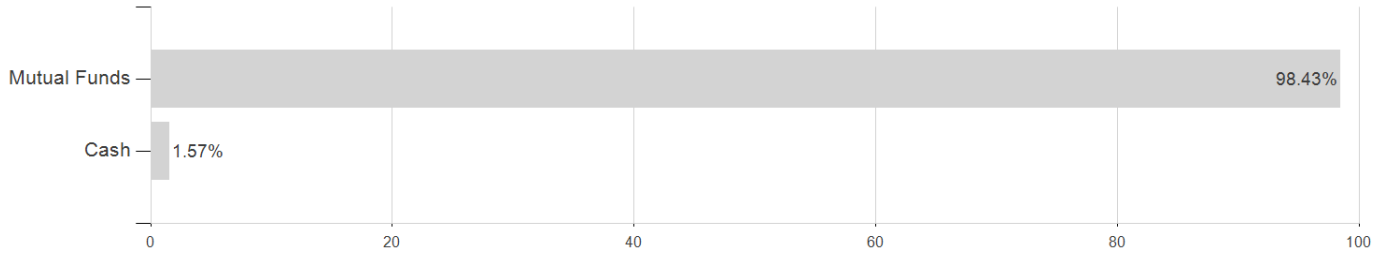
<sup>2</sup> The Mountain-View Data Fund Rating calculates a comparative ranking for funds using yield, volatility and trend data. For more information visit [MVD Funds Rating](#)

<sup>3</sup> Displays the Ethical-Dynamical Ratio calculated according to standard criteria. The maximum value is 100. For more information visit [EDA](#)

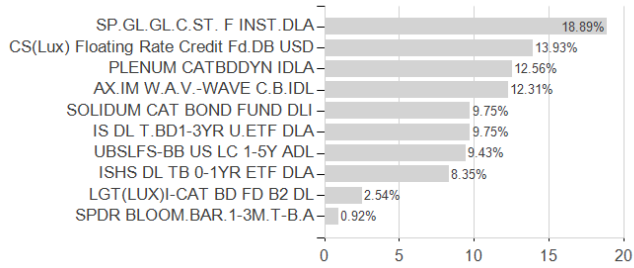
**Alpina Bond & Insurance Linked Strategy Fund of Fund A (EUR) / LU0524669974 / A1CUPE / Alpina Fund M.S.A.**

Assessment Structure

Assets



Largest positions



Countries

