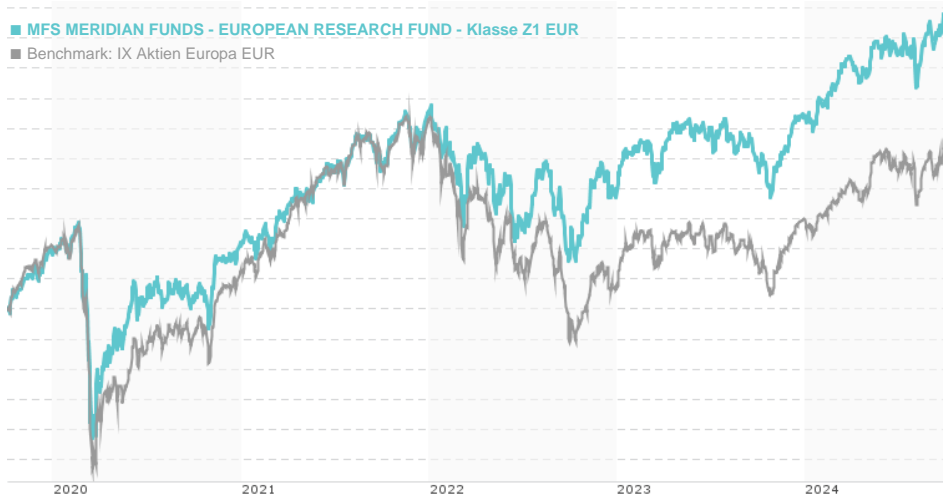


MFS MERIDIAN FUNDS - EUROPEAN RESEARCH FUND - Klasse Z1 EUR / LU0311981350 / A0Q7AF / MFS IM Co. (LU)

| | | | | |
|------------------------------|--------|---------------|---------------|-------------|
| Last 10/03/2024 ¹ | Region | Branch | Type of yield | Type |
| 298.14 EUR | Europe | Mixed Sectors | reinvestment | Equity Fund |



Risk key figures

| | | | | | | | |
|---|------------------|---|---|---|---|---|---|
| SRI | 1 | 2 | 3 | 4 | 5 | 6 | 7 |
| Mountain-View Funds Rating ² | EDA ³ | | | | | | |
| | 64 | | | | | | |

Yearly Performance

| | |
|------|---------|
| 2023 | +11.64% |
| 2022 | -10.50% |
| 2021 | +19.77% |
| 2020 | +1.29% |
| 2019 | +31.90% |

| Master data | | Conditions | | Other figures | |
|---------------------|-------------------------------|-----------------------------------|-------|---------------------------|-------|
| Fund type | Single fund | Issue surcharge | 0.00% | Minimum investment | UNT 0 |
| Category | Equity | Planned administr. fee | 0.00% | Savings plan | - |
| Sub category | Mixed Sectors | Deposit fees | 0.00% | UCITS / OGAW | Yes |
| Fund domicile | Luxembourg | Redemption charge | 0.00% | Performance fee | 0.00% |
| Tranch volume | (10/03/2024) EUR 0.097 mill. | Ongoing charges | - | Redeployment fee | 0.00% |
| Total volume | (10/03/2024) EUR 863.51 mill. | Dividends | | Investment company | |
| Launch date | 8/1/2007 | MFS IM Co. (LU) | | | |
| KESt report funds | Yes | One Carter Lane, EC4V 5ER, London | | | |
| Business year start | 01.02. | United Kingdom | | | |
| Sustainability type | - | https://www.mfs.com | | | |
| Fund manager | Gabrielle Gourgey, Team | | | | |

| Performance | 1M | 6M | YTD | 1Y | 2Y | 3Y | 5Y | Since start |
|------------------|--------|--------|---------|---------|---------|---------|---------|-------------|
| Performance | -0.14% | +3.38% | +10.17% | +18.75% | +32.15% | +18.08% | +47.64% | +232.67% |
| Performance p.a. | - | - | - | +18.69% | +14.94% | +5.70% | +8.09% | +9.54% |
| Sharpe ratio | -0.44 | 0.34 | 1.09 | 1.61 | 1.05 | 0.19 | 0.29 | 0.41 |
| Volatility | 11.07% | 10.49% | 9.62% | 9.64% | 11.15% | 13.19% | 16.76% | 15.32% |
| Worst month | - | -2.50% | -2.50% | -3.72% | -4.70% | -7.16% | -12.41% | -12.41% |
| Best month | - | 3.92% | 4.18% | 5.63% | 7.72% | 8.70% | 10.73% | 10.73% |
| Maximum loss | -2.10% | -6.00% | -6.00% | -6.00% | -9.93% | -19.31% | -31.32% | - |

Distribution permission

Austria, Germany, Switzerland, United Kingdom, Czech Republic

¹ Important note on update status: The displayed date refers exclusively to the calculation of the NAV.

² The Mountain-View Data Fund Rating calculates a comparative ranking for funds using yield, volatility and trend data. For more information visit [MVD Funds Rating](#)

³ Displays the Ethical-Dynamical Ratio calculated according to standard criteria. The maximum value is 100. For more information visit [EDA](#)

MFS MERIDIAN FUNDS - EUROPEAN RESEARCH FUND - Klasse Z1 EUR / LU0311981350 / A0Q7AF / MFS IM Co. (LU)

Investment strategy

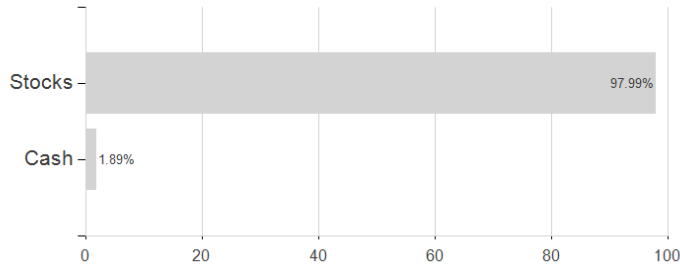
The fund invests primarily (at least 70%) in European equity securities. Some of the countries in Europe, primarily those in Eastern Europe, are currently considered emerging market economies.

Investment goal

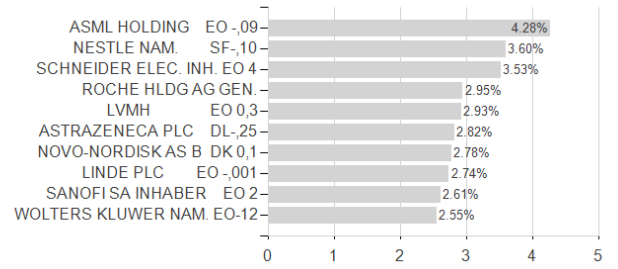
The fund's objective is capital appreciation, measured in euros.

Assessment Structure

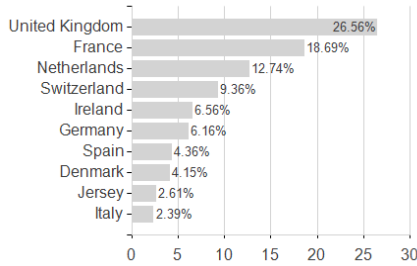
Assets



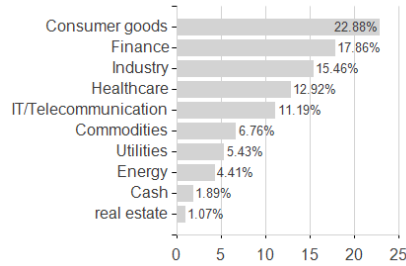
Largest positions



Countries



Branches



Currencies

