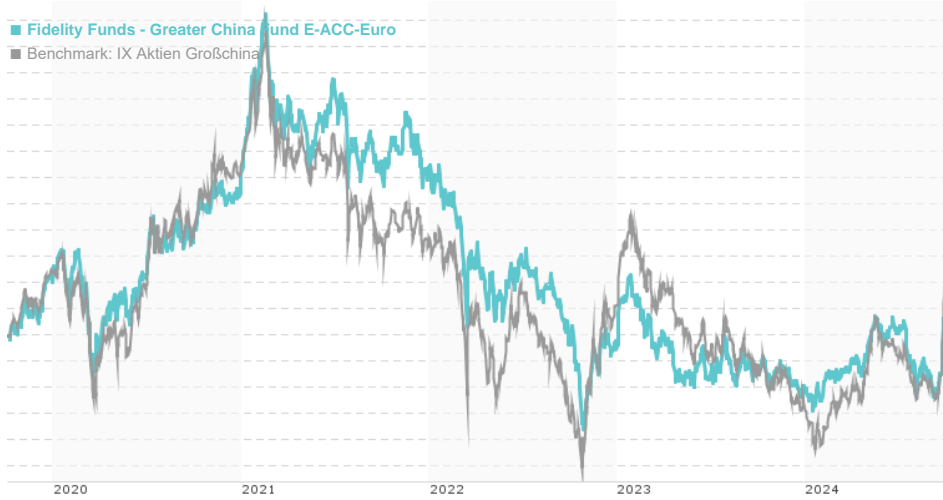


Fidelity Funds - Greater China Fund E-ACC-Euro / LU0115765595 / 786637 / FIL IM (LU)

Last 10/03/2024 <sup>1</sup>	Region	Branch	Type of yield	Type
59.61 EUR	Greater China	Mixed Sectors	reinvestment	Equity Fund



Risk key figures

SRI	1	2	3	4	5	6	7
Mountain-View Funds Rating <sup>2</sup>	EDA <sup>3</sup>						
	73						

Yearly Performance

2023	-6.97%
2022	-26.32%
2021	+0.81%
2020	+18.77%
2019	+27.06%

Master data		Conditions		Other figures	
Fund type	Single fund	Issue surcharge	0.00%	Minimum investment	USD 2,500.00
Category	Equity	Planned administr. fee	0.00%	Savings plan	-
Sub category	Mixed Sectors	Deposit fees	0.00%	UCITS / OGAW	Yes
Fund domicile	Luxembourg	Redemption charge	0.00%	Performance fee	0.00%
Tranch volume	(10/02/2024) EUR 73.59 mill.	Ongoing charges	-	Redeployment fee	0.00%
Total volume	(08/30/2024) EUR 742.58 mill.	<b>Dividends</b>		<b>Investment company</b>	
Launch date	9/1/2000	FIL IM (LU)			
KESt report funds	No	Kärntner Straße 9, Top 8, 1010, Wien			
Business year start	01.05.	Austria			
Sustainability type	-	https://www.fidelity.at			
Fund manager	Theresa Zhou, Ben Li				

Performance	1M	6M	YTD	1Y	2Y	3Y	5Y	Since start
Performance	+19.80%	+14.59%	+21.06%	+17.50%	+11.50%	-14.67%	+9.72%	+362.45%
Performance p.a.	-	-	-	+17.45%	+5.59%	-5.15%	+1.87%	+7.91%
Sharpe ratio	29.90	1.37	1.36	0.78	0.12	-0.39	-0.06	0.22
Volatility	26.65%	20.45%	18.80%	18.29%	20.42%	21.45%	21.50%	20.91%
Worst month	-	-6.17%	-6.17%	-6.17%	-16.65%	-16.65%	-16.65%	-16.65%
Best month	-	11.07%	11.07%	11.07%	20.11%	20.11%	20.11%	20.11%
Maximum loss	-3.50%	-14.96%	-14.96%	-14.96%	-23.30%	-42.38%	-49.03%	-

Distribution permission

Austria, Germany, Switzerland, United Kingdom, Czech Republic

1 Important note on update status: The displayed date refers exclusively to the calculation of the NAV.  
 2 The Mountain-View Data Fund Rating calculates a comparative ranking for funds using yield, volatility and trend data. For more information visit [MVD Funds Rating](#)  
 3 Displays the Ethical-Dynamical Ratio calculated according to standard criteria. The maximum value is 100. For more information visit [EDA](#)

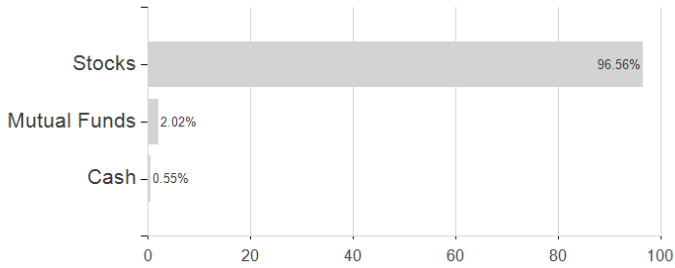
**Fidelity Funds - Greater China Fund E-ACC-Euro / LU0115765595 / 786637 / FIL IM (LU)**

**Investment goal**

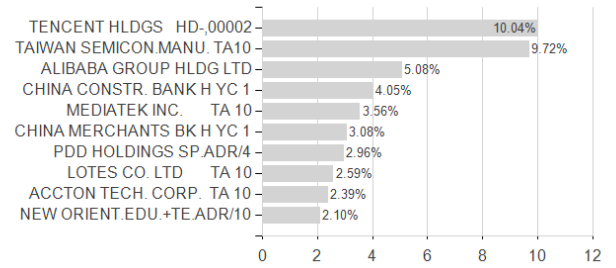
Invests principally in equity securities quoted on stock exchanges in Hong Kong, China and Taiwan.

**Assessment Structure**

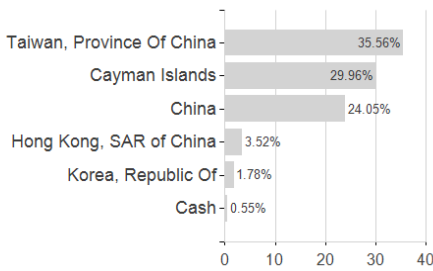
**Assets**



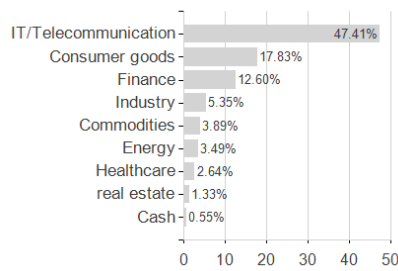
**Largest positions**



**Countries**



**Branches**



**Currencies**

