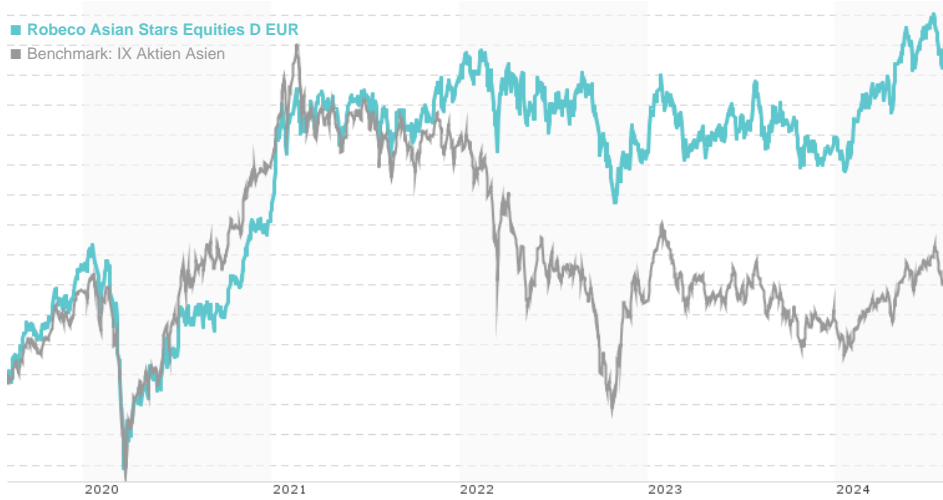


Robeco Asian Stars Equities D EUR / LU0591059224 / A1JGUS / Robeco Inst. AM

Last 08/01/2024 <sup>1</sup>	Region	Branch	Type of yield	Type
258.13 EUR	Asia	Mixed Sectors	reinvestment	Equity Fund



Risk key figures

SRI	1	2	3	4	5	6	7
Mountain-View Funds Rating <sup>2</sup>	EDA <sup>3</sup>						
	79						

Yearly Performance

2023	+2.04%
2022	-8.33%
2021	+16.21%
2020	+9.37%
2019	+20.20%

Master data		Conditions		Other figures	
-------------	--	------------	--	---------------	--

Fund type	Single fund	Issue surcharge	5.00%	Minimum investment	UNT 1
Category	Equity	Planned administr. fee	0.00%	Savings plan	-
Sub category	Mixed Sectors	Deposit fees	0.00%	UCITS / OGAW	Yes
Fund domicile	Luxembourg	Redemption charge	0.00%	Performance fee	15.00%
Tranch volume	-	Ongoing charges	-	Redeployment fee	0.00%
Total volume	(08/01/2024) USD 42.28 mill.	<b>Dividends</b>		<b>Investment company</b>	
Launch date	3/18/2011	Robeco Inst. AM			
KESt report funds	No	Weena 850, 3014, Rotterdam			
Business year start	01.01.	Netherlands			
Sustainability type	-	https://www.robeco.com			
Fund manager	Vicki Chi, Joshua Crabb				

Performance	1M	6M	YTD	1Y	2Y	3Y	5Y	Since start
Performance	-4.16%	+9.38%	+8.41%	+3.43%	+6.73%	+6.53%	+44.55%	+158.13%
Performance p.a.	-	-	-	+3.42%	+3.31%	+2.13%	+7.64%	+7.34%
Sharpe ratio	-3.52	1.37	0.96	-0.02	-0.02	-0.11	0.25	0.24
Volatility	12.23%	11.73%	11.80%	12.25%	13.55%	14.28%	15.79%	15.53%
Worst month	-	-2.32%	-2.32%	-4.47%	-7.64%	-7.64%	-16.83%	-16.83%
Best month	-	6.00%	6.00%	6.00%	9.89%	9.89%	9.89%	9.89%
Maximum loss	-5.47%	-5.47%	-5.47%	-8.75%	-14.41%	-16.54%	-30.55%	-

Distribution permission

Austria, Germany, Switzerland, United Kingdom, Luxembourg

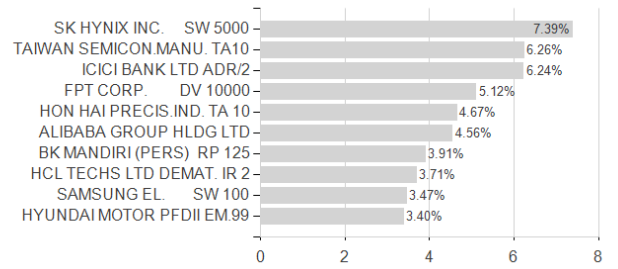
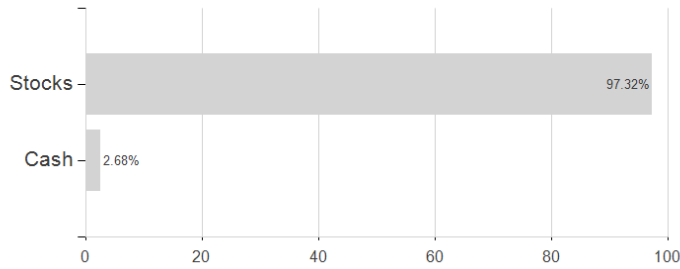
1 Important note on update status: The displayed date refers exclusively to the calculation of the NAV.  
 2 The Mountain-View Data Fund Rating calculates a comparative ranking for funds using yield, volatility and trend data. For more information visit [MVD Funds Rating](#)  
 3 Displays the Ethical-Dynamical Ratio calculated according to standard criteria. The maximum value is 100. For more information visit [EDA](#)

**Robeco Asian Stars Equities D EUR / LU0591059224 / A1JGUS / Robeco Inst. AM**

Assessment Structure

Assets

Largest positions



Countries

Branches

Currencies

