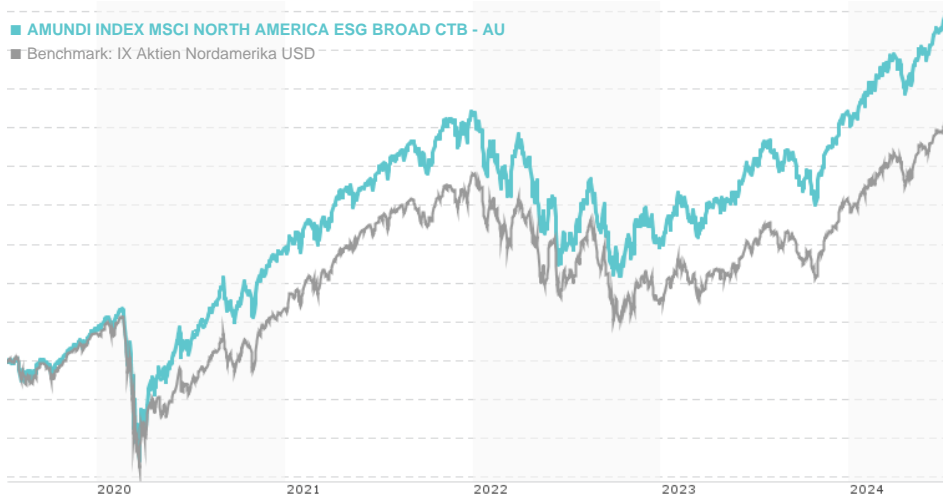


AMUNDI INDEX MSCI NORTH AMERICA ESG BROAD CTB - AU / LU0442407853 / A1C6R0 / Amundi Luxembourg

Last 07/09/2024 ¹	Region	Branch	Type of yield	Type
540.08 USD	North America	Mixed Sectors	reinvestment	Equity Fund



Risk key figures

SRI 1 2 3 4 5 6 7

Mountain-View Funds Rating² EDA³

▲ ▲ ▲ ▲ ▲ ▲

Yearly Performance

2023	+24.99%
2022	-19.72%
2021	+26.15%
2020	+19.76%
2019	+31.46%

Master data		Conditions		Other figures	
Fund type	Single fund	Issue surcharge	4.50%	Minimum investment	UNT 0
Category	Equity	Planned administr. fee	0.00%	Savings plan	-
Sub category	Mixed Sectors	Deposit fees	0.00%	UCITS / OGAW	Yes
Fund domicile	Luxembourg	Redemption charge	0.00%	Performance fee	0.00%
Tranch volume	(07/09/2024) USD 56.43 mill.	Ongoing charges	-	Redeployment fee	0.00%
Total volume	(07/09/2024) USD 1,538.15 mill.	Dividends		Investment company	
Launch date	12/21/2009	Amundi Luxembourg			
KESr report funds	Yes	5 allée Scheffer, L-2520, Luxembourg			
Business year start	01.10.	Luxembourg			
Sustainability type	Ethics/ecology	https://www.amundi.lu			
Fund manager	Gueguen Jerome				

Performance	1M	6M	YTD	1Y	2Y	3Y	5Y	Since start
Performance	+4.13%	+16.18%	+15.45%	+25.59%	+44.29%	+25.43%	+90.30%	+440.08%
Performance p.a.	-	-	-	+25.59%	+20.15%	+7.84%	+13.72%	+12.28%
Sharpe ratio	10.53	3.04	2.70	1.97	1.05	0.24	0.48	0.51
Volatility	5.96%	10.33%	10.46%	11.16%	15.75%	17.19%	20.92%	16.86%
Worst month	-	-4.47%	-4.47%	-5.16%	-9.31%	-9.31%	-13.19%	-13.19%
Best month	-	5.07%	5.07%	9.87%	9.87%	9.87%	13.03%	13.03%
Maximum loss	-0.62%	-5.85%	-5.85%	-10.64%	-16.99%	-25.73%	-34.62%	-

Distribution permission

Austria, Germany, Switzerland, United Kingdom

¹ Important note on update status: The displayed date refers exclusively to the calculation of the NAV.

² The Mountain-View Data Fund Rating calculates a comparative ranking for funds using yield, volatility and trend data. For more information visit [MVD Funds Rating](#)

DISCLAIMER: The information on this page are for informational purposes only and should neither an offer to sell nor a solicitation for the purchase of the security or recommendation in favor of the security to be understood. baha GmbH assumes no liability despite thorough searches for the accuracy of the data.

Funds data from: www.mountain-view.com. Fact Sheet created by: www.baha.com

AMUNDI INDEX MSCI NORTH AMERICA ESG BROAD CTB - AU / LU0442407853 / A1C6R0 / Amundi Luxembourg

Investment strategy

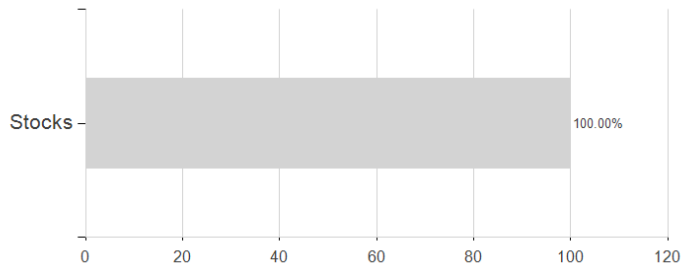
MSCI North America Index is an equity index representative of the large and mid-cap segments of the US and Canada markets.

Investment goal

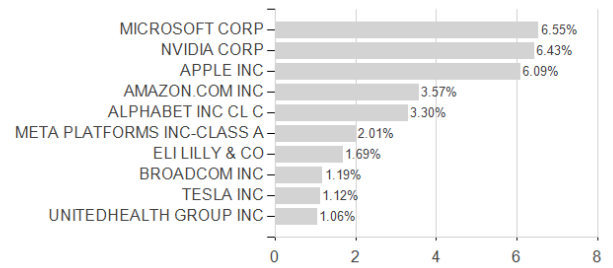
The objective of this Sub-Fund is to track the performance of MSCI North America Index, and to minimize the tracking error between the net asset value of the Sub-Fund and the performance of the Index. The Sub-Fund aims to achieve a level of tracking error of the Sub-Fund and its index that will not normally exceed 1%.

Assessment Structure

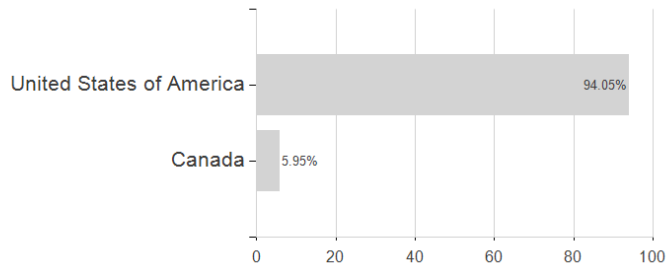
Assets



Largest positions



Countries



Branches

