

Fidelity Funds - Asian Bond Fund Y-ACC-USD / LU0605512606 / A1JAB3 / FIL IM (LU)

Last 11/04/2024 <sup>1</sup>	Region	Branch	Type of yield	Type
15.45 USD	Asia	Bonds: Mixed	reinvestment	Fixed-Income Fund



Risk key figures

SRI	1	2	3	4	5	6	7
Mountain-View Funds Rating <sup>2</sup>	EDA <sup>3</sup>						
	76						

Yearly Performance

2023	+4.87%
2022	-14.29%
2021	-2.02%
2020	+9.84%
2019	+14.72%

Master data		Conditions		Other figures	
Fund type	Single fund	Issue surcharge	0.00%	Minimum investment	USD 2,500.00
Category	Bonds	Planned administr. fee	0.00%	Savings plan	-
Sub category	Bonds: Mixed	Deposit fees	0.00%	UCITS / OGAW	Yes
Fund domicile	Luxembourg	Redemption charge	0.00%	Performance fee	0.00%
Tranch volume	(11/04/2024) USD 44.49 mill.	Ongoing charges	-	Redeployment fee	0.00%
Total volume	(10/31/2024) USD 966.35 mill.	Dividends		Investment company	
Launch date	4/18/2011	FIL IM (LU)			
KESt report funds	Yes	Kärntner Straße 9, Top 8, 1010, Wien			
Business year start	01.05.	Austria			
Sustainability type	-	https://www.fidelity.at			
Fund manager	Belinda Liao, Eric Wong, Kyle DeDionisio				

Performance	1M	6M	YTD	1Y	2Y	3Y	5Y	Since start
Performance	-1.28%	+4.75%	+4.04%	+10.28%	+22.04%	-6.14%	+1.44%	+54.50%
Performance p.a.	-	-	-	+10.31%	+10.46%	-2.09%	+0.29%	+3.26%
Sharpe ratio	-4.59	1.85	0.47	1.76	1.33	-0.87	-0.48	0.04
Volatility	3.73%	3.60%	3.67%	4.11%	5.55%	5.95%	5.84%	4.40%
Worst month	-	-1.84%	-1.84%	-1.84%	-2.30%	-7.87%	-8.48%	-8.48%
Best month	-	1.97%	3.34%	3.90%	8.07%	8.07%	8.07%	8.07%
Maximum loss	-1.60%	-2.35%	-2.35%	-2.35%	-7.95%	-24.14%	-25.18%	-

Distribution permission

Austria, Germany, Switzerland, United Kingdom, Luxembourg, Czech Republic

<sup>1</sup> Important note on update status: The displayed date refers exclusively to the calculation of the NAV.

<sup>2</sup> The Mountain-View Data Fund Rating calculates a comparative ranking for funds using yield, volatility and trend data. For more information visit [MVD Funds Rating](#)

<sup>3</sup> Displays the Ethical-Dynamical Ratio calculated according to standard criteria. The maximum value is 100. For more information visit [EDA](#)

DISCLAIMER: The information on this page are for informational purposes only and should neither an offer to sell nor a solicitation for the purchase of the security or recommendation in favor of the security to be understood. baha GmbH assumes no liability despite thorough searches for the accuracy of the data.

Funds data from: www.mountain-view.com. Fact Sheet created by: www.baha.com

## Fidelity Funds - Asian Bond Fund Y-ACC-USD / LU0605512606 / A1JAB3 / FIL IM (LU)

### Investment strategy

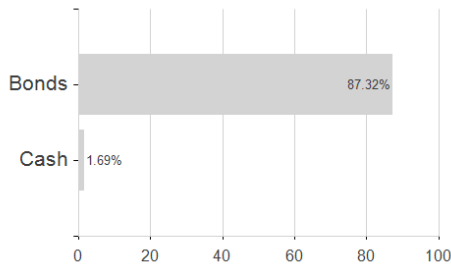
The fund invests at least 70% of its assets, in investment grade debt securities of issuers that do most of their business in the Asian region, including emerging markets. The fund may also invest in money market instruments on an ancillary basis.

### Investment goal

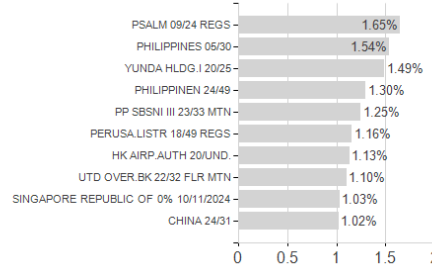
The fund aims to achieve capital growth over time and provide income.

### Assessment Structure

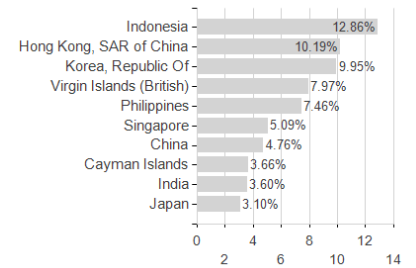
#### Assets



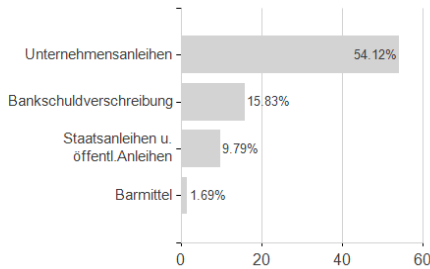
#### Largest positions



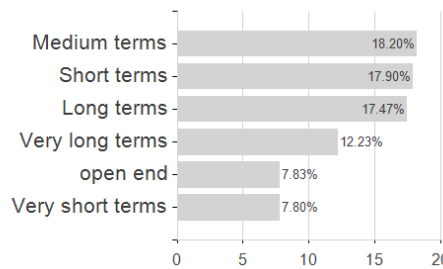
#### Countries



#### Issuer



#### Duration



#### Currencies

