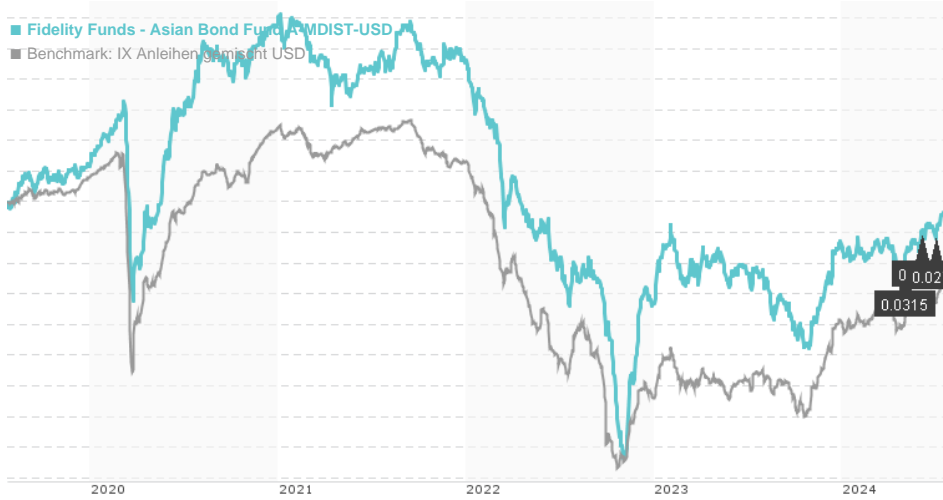


Fidelity Funds - Asian Bond Fund A-MDIST-USD / LU0605512432 / FID048 / FIL IM (LU)

Last 07/23/2024 ¹	Region	Branch	Type of yield	Type
9.59 USD	Asia	Bonds: Mixed	paying dividend	Fixed-Income Fund



Risk key figures

SRI	1	2	3	4	5	6	7	
Mountain-View Funds Rating ²							EDA ³	77

Yearly Performance

2023	+4.42%
2022	-14.57%
2021	-2.50%
2020	+9.44%
2019	+14.29%

Master data		Conditions		Other figures	
Fund type	Single fund	Issue surcharge	3.50%	Minimum investment	USD 2,500.00
Category	Bonds	Planned administr. fee	0.00%	Savings plan	-
Sub category	Bonds: Mixed	Deposit fees	0.35%	UCITS / OGAW	Yes
Fund domicile	Luxembourg	Redemption charge	0.00%	Performance fee	0.00%
Tranch volume	(07/23/2024) USD 38.07 mill.	Ongoing charges	-	Redeployment fee	0.00%
Total volume	(06/28/2024) USD 1,014.99 mill.	Dividends		Investment company	
Launch date	4/18/2011	01.07.2024	0.03 USD	FIL IM (LU) Kärntner Straße 9, Top 8, 1010, Wien Austria https://www.fidelity.at	
KEST report funds	No	03.06.2024	0.03 USD		
Business year start	01.05.	01.05.2024	0.03 USD		
Sustainability type	-	01.04.2024	0.03 USD		
Fund manager	Belinda Liao, Eric Wong, Kyle DeDionisio	01.03.2024	0.03 USD		

Performance	1M	6M	YTD	1Y	2Y	3Y	5Y	Since start
Performance	+0.70%	+2.87%	+1.68%	+4.06%	+4.54%	-9.53%	-0.47%	+44.78%
Performance p.a.	-	-	-	+4.06%	+2.25%	-3.28%	-0.09%	+2.83%
Sharpe ratio	1.58	0.57	-0.18	0.08	-0.24	-1.18	-0.65	-0.20
Volatility	3.47%	3.71%	3.73%	4.78%	6.10%	5.95%	5.85%	4.43%
Worst month	-	-1.81%	-1.81%	-1.87%	-7.92%	-7.92%	-8.52%	-8.52%
Best month	-	1.45%	3.27%	3.91%	8.10%	8.10%	8.10%	8.10%
Maximum loss	-0.83%	-2.11%	-2.11%	-5.28%	-13.54%	-25.46%	-25.74%	-

Distribution permission

Austria, Germany, Switzerland, United Kingdom

¹ Important note on update status: The displayed date refers exclusively to the calculation of the NAV.

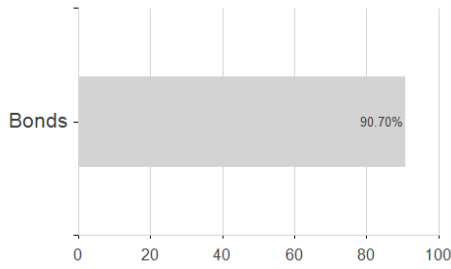
² The Mountain-View Data Fund Rating calculates a comparative ranking for funds using yield, volatility and trend data. For more information visit [MVD Funds Rating](#)

³ Displays the Ethical-Dynamical Ratio calculated according to standard criteria. The maximum value is 100. For more information visit [EDA](#)

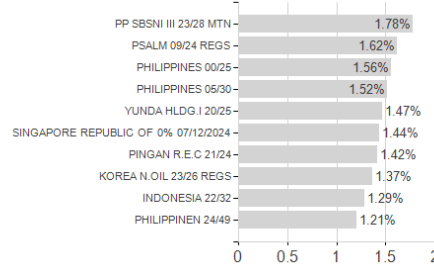
Fidelity Funds - Asian Bond Fund A-MDIST-USD / LU0605512432 / FID048 / FIL IM (LU)

Assessment Structure

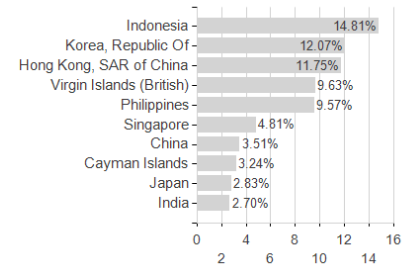
Assets



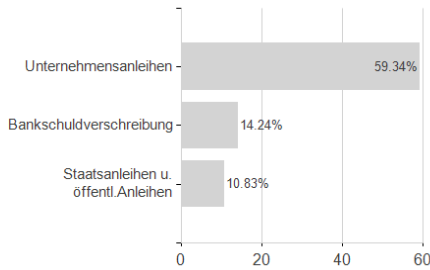
Largest positions



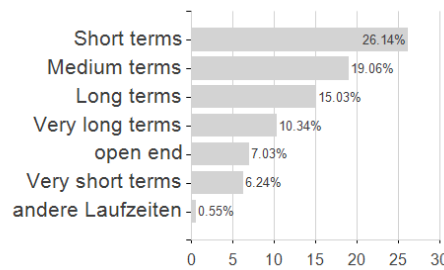
Countries



Issuer



Duration



Currencies

