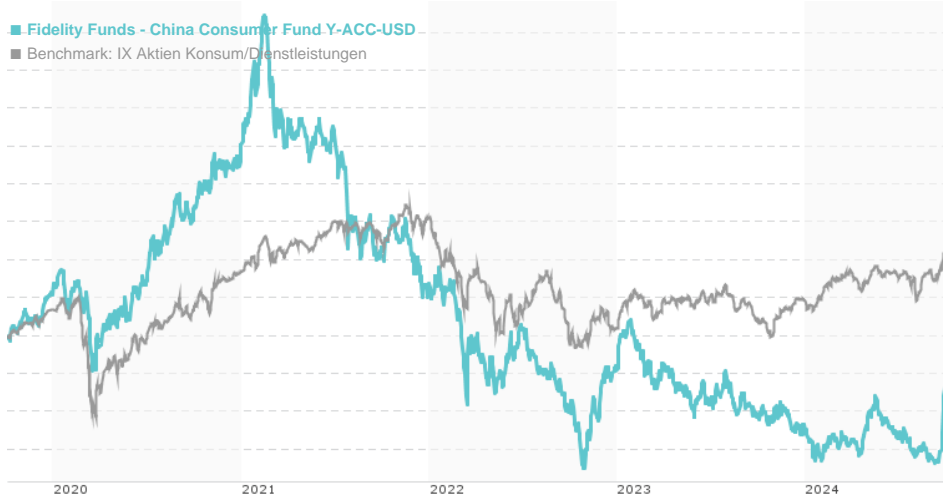


Fidelity Funds - China Consumer Fund Y-ACC-USD / LU0594300500 / A1JH3L / FIL IM (LU)

Last 10/02/2024 <sup>1</sup>	Region	Branch	Type of yield	Type
17.94 USD	Greater China	Sector Consumer Goods	reinvestment	Equity Fund



Risk key figures

SRI	1	2	3	4	5	6	7	
Mountain-View Funds Rating <sup>2</sup>							EDA <sup>3</sup>	75

Yearly Performance

2023	-15.58%
2022	-20.14%
2021	-24.40%
2020	+35.80%
2019	+24.84%

Master data		Conditions		Other figures	
Fund type	Single fund	Issue surcharge	0.00%	Minimum investment	USD 2,500.00
Category	Equity	Planned administr. fee	0.00%	Savings plan	-
Sub category	Sector Consumer Goods	Deposit fees	0.00%	UCITS / OGAW	Yes
Fund domicile	Luxembourg	Redemption charge	0.00%	Performance fee	0.00%
Tranch volume	(10/02/2024) USD 338.94 mill.	Ongoing charges	-	Redeployment fee	0.00%
Total volume	(08/30/2024) USD 2,384.65 mill.	<b>Dividends</b>		<b>Investment company</b>	
Launch date	2/23/2011	FIL IM (LU) Kärntner Straße 9, Top 8, 1010, Wien Austria <a href="https://www.fidelity.at">https://www.fidelity.at</a>			
KEST report funds	Yes				
Business year start	01.05.				
Sustainability type	-				
Fund manager	Hyomi Jie				

Performance	1M	6M	YTD	1Y	2Y	3Y	5Y	Since start
Performance	+33.88%	+25.63%	+19.12%	+15.00%	+14.49%	-23.66%	-7.33%	+79.40%
Performance p.a.	-	-	-	+14.96%	+7.00%	-8.61%	-1.51%	+4.39%
Sharpe ratio	84.14	2.06	0.89	0.47	0.14	-0.41	-0.18	0.05
Volatility	40.15%	26.34%	25.71%	24.94%	27.19%	28.98%	27.09%	21.97%
Worst month	-	-4.58%	-11.09%	-11.09%	-18.92%	-18.92%	-18.92%	-18.92%
Best month	-	24.65%	24.65%	24.65%	31.09%	31.09%	31.09%	31.09%
Maximum loss	-2.61%	-21.00%	-21.00%	-21.00%	-36.22%	-50.58%	-64.79%	-

Distribution permission

Austria, Germany, Switzerland, United Kingdom, Luxembourg, Czech Republic

<sup>1</sup> Important note on update status: The displayed date refers exclusively to the calculation of the NAV.  
<sup>2</sup> The Mountain-View Data Fund Rating calculates a comparative ranking for funds using yield, volatility and trend data. For more information visit [MVD Funds Rating](#)

## Fidelity Funds - China Consumer Fund Y-ACC-USD / LU0594300500 / A1JH3L / FIL IM (LU)

### Investment strategy

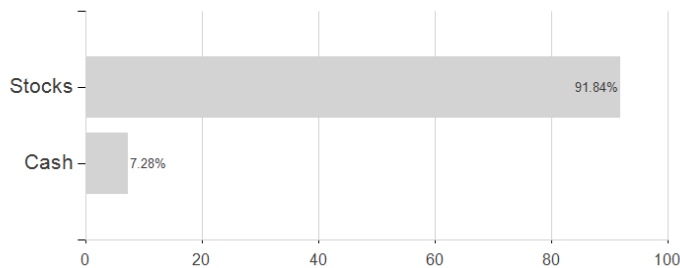
In actively managing the fund, the Investment Manager considers growth and valuation metrics, company financials, return on capital, cash flows and other measures, as well as company management, industry, economic conditions, and other factors. The Investment Manager also considers ESG characteristics when assessing investment risks and opportunities. In determining favourable ESG characteristics, the Investment Manager takes into account ESG ratings provided by Fidelity or external agencies. Through the investment management process the Investment Manager aims to ensure that investee companies follow good governance practices. The fund adheres to the Fidelity Sustainable Investing Framework standards.

### Investment goal

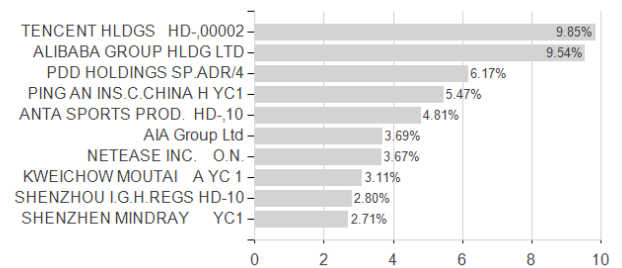
The fund aims to achieve capital growth over the long term. The fund invests at least 70% of its assets, in equities of companies that are headquartered or do most of their business in China or Hong Kong. These companies are involved in the development, manufacture or sales of goods or services to consumers in China. Some of these investments may be from emerging markets. The fund may also invest in money market instruments on an ancillary basis. The fund invests at least 50% of its assets in securities of companies with favourable environmental, social and governance (ESG) characteristics. The fund may invest up to 60% of its assets (directly and/or indirectly) in China A and B Shares (in aggregate).

### Assessment Structure

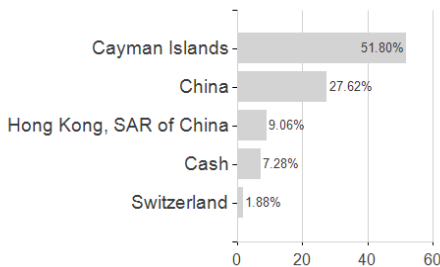
#### Assets



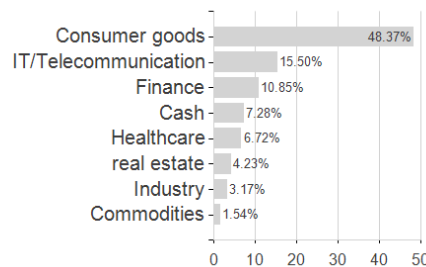
#### Largest positions



#### Countries



#### Branches



#### Currencies

