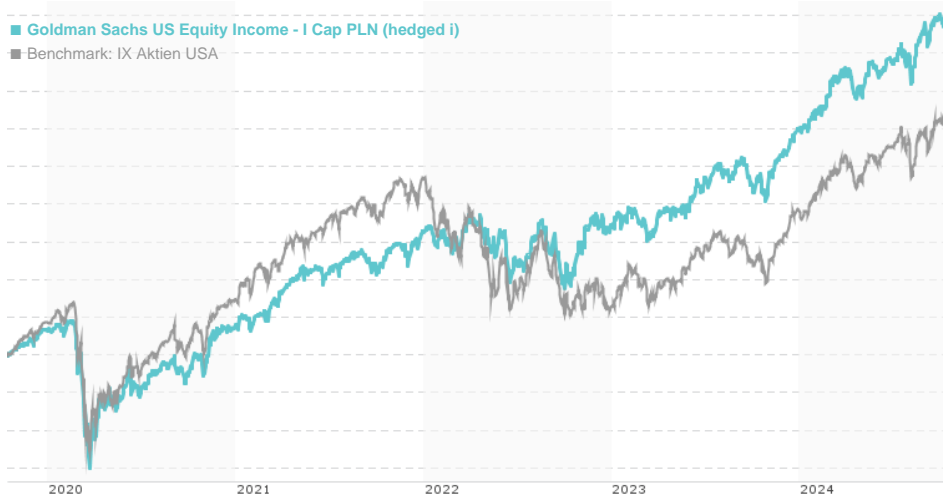


Goldman Sachs US Equity Income - I Cap PLN (hedged i) / LU0430559921 / A1C68R / Goldman Sachs AM BV

Last 10/10/2024 ¹	Country	Branch	Type of yield	Type
103256.01 PLN	United States of America	Mixed Sectors	reinvestment	Equity Fund



Risk key figures

SRI 1 2 3 4 5 6 7

Mountain-View Funds Rating² EDA³

62

Yearly Performance

2023	+19.37%
2022	+0.99%
2021	+22.54%
2020	+1.35%
2019	+25.49%

Master data		Conditions		Other figures	
Fund type	Single fund	Issue surcharge	2.00%	Minimum investment	EUR 250,000.00
Category	Equity	Planned administr. fee	0.00%	Savings plan	-
Sub category	Mixed Sectors	Deposit fees	0.00%	UCITS / OGAW	Yes
Fund domicile	Luxembourg	Redemption charge	0.00%	Performance fee	0.00%
Tranch volume	(04/03/2023) USD 40.08 mill.	Ongoing charges	-	Redeployment fee	0.00%
Total volume	(10/10/2024) USD 419.93 mill.	Dividends		Investment company	
Launch date	11/25/2009			Goldman Sachs AM BV	
KESt report funds	Yes			Schenkkade 65, 2509, LL Den Haag	
Business year start	01.10.			Netherlands	
Sustainability type	-			www.gsam.com	
Fund manager	-				

Performance	1M	6M	YTD	1Y	2Y	3Y	5Y	Since start
Performance	+2.34%	+8.95%	+18.03%	+28.80%	+58.32%	+52.55%	+90.61%	+414.63%
Performance p.a.	-	-	-	+28.71%	+25.79%	+15.12%	+13.75%	+11.63%
Sharpe ratio	3.51	1.42	1.98	2.43	1.87	0.86	0.55	0.55
Volatility	8.33%	10.86%	10.47%	10.53%	12.12%	13.77%	19.07%	15.25%
Worst month	-	-4.08%	-4.08%	-4.08%	-4.08%	-7.82%	-14.64%	-14.64%
Best month	-	4.56%	4.56%	7.17%	10.01%	10.01%	11.17%	11.17%
Maximum loss	-1.62%	-5.97%	-5.97%	-5.97%	-7.66%	-14.17%	-35.88%	-

Distribution permission

Austria, Germany, Switzerland, United Kingdom, Luxembourg, Czech Republic

1 Important note on update status: The displayed date refers exclusively to the calculation of the NAV.

2 The Mountain-View Data Fund Rating calculates a comparative ranking for funds using yield, volatility and trend data. For more information visit [MVD Funds Rating](#)

3 Displays the Ethical-Dynamical Ratio calculated according to standard criteria. The maximum value is 100. For more information visit [EDA](#)

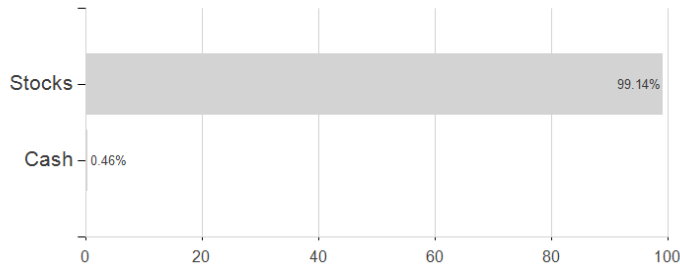
Goldman Sachs US Equity Income - I Cap PLN (hedged i) / LU0430559921 / A1C68R / Goldman Sachs AM BV

Investment goal

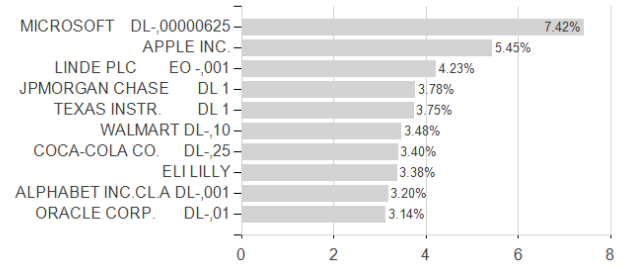
The sub-fund with unlimited maturity primarily invests in a diversified portfolio of shares and/or other transferable securities issued by companies established, listed or traded in North America and offering an attractive dividend yield. The sub-fund's benchmark is the S&P500 Index.

Assessment Structure

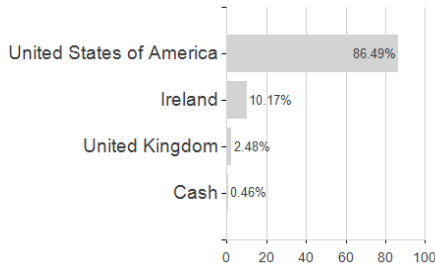
Assets



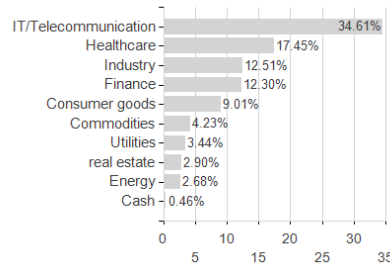
Largest positions



Countries



Branches



Currencies

