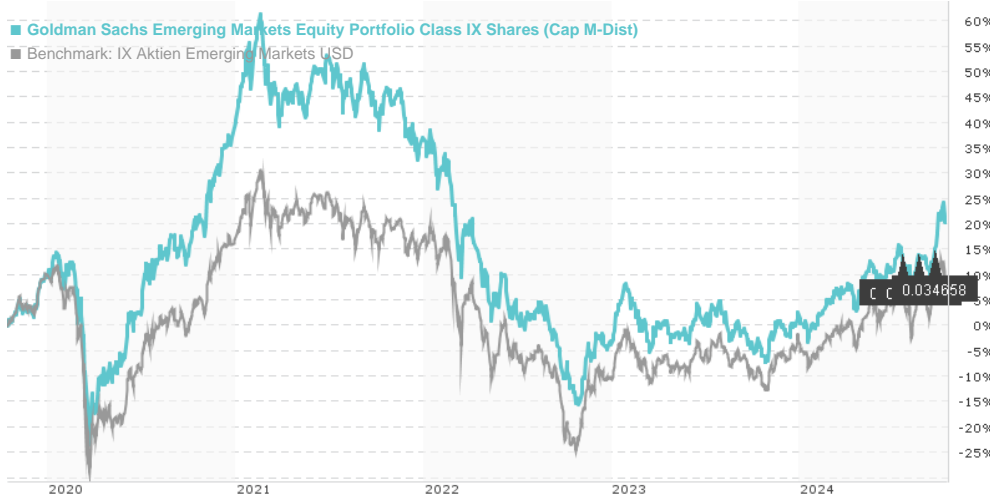


Goldman Sachs Emerging Markets Equity Portfolio Class IX Shares (Cap M-Dist) / LU0317978962 / A0M9WT /

Last 10/10/2024 ¹	Region	Branch	Type of yield	Type
7.17 USD	Emerging Markets	Mixed Sectors	paying dividend	Equity Fund



Risk key figures

SRI	1	2	3	4	5	6	7
Mountain-View Funds Rating ²	EDA ³						
	78						

Yearly Performance

2023	+6.70%
2022	-29.76%
2021	-2.38%
2020	+28.21%
2019	+26.35%

Master data		Conditions		Other figures	
Fund type	Single fund	Issue surcharge	0.00%	Minimum investment	USD 5,000,000.00
Category	Equity	Planned administr. fee	0.00%	Savings plan	-
Sub category	Mixed Sectors	Deposit fees	0.00%	UCITS / OGAW	Yes
Fund domicile	Luxembourg	Redemption charge	0.00%	Performance fee	0.00%
Tranch volume	(10/10/2024) USD 2.29 mill.	Ongoing charges	-	Redeployment fee	0.00%
Total volume	(10/10/2024) USD 3,398.66 mill.	Dividends		Investment company	
Launch date	9/4/2007	19.09.2024	0.03 USD	Goldman Sachs AM BV	
KESr report funds	Yes	19.08.2024	0.03 USD	Schenkade 65, 2509, LL Den Haag	
Business year start	01.12.	18.07.2024	0.03 USD	Netherlands	
Sustainability type	-	18.06.2024	0.03 USD	www.gsam.com	
Fund manager	-	21.05.2024	0.03 USD		

Performance	1M	6M	YTD	1Y	2Y	3Y	5Y	Since start
Performance	+9.02%	+11.53%	+17.05%	+24.96%	+34.21%	-16.06%	+22.86%	+63.43%
Performance p.a.	-	-	-	+24.88%	+15.83%	-5.67%	+4.20%	+2.91%
Sharpe ratio	11.15	1.39	1.40	1.57	0.84	-0.52	0.05	-0.01
Volatility	16.40%	15.13%	13.81%	13.82%	14.99%	16.99%	19.47%	21.03%
Worst month	-	-0.83%	-3.26%	-3.79%	-7.66%	-11.08%	-15.85%	-26.32%
Best month	-	6.71%	6.71%	7.66%	14.63%	14.63%	14.63%	18.11%
Maximum loss	-3.11%	-9.41%	-9.41%	-9.41%	-14.22%	-42.49%	-47.58%	-

Distribution permission

Austria, Germany, Switzerland, United Kingdom, Luxembourg, Czech Republic

1 Important note on update status: The displayed date refers exclusively to the calculation of the NAV.

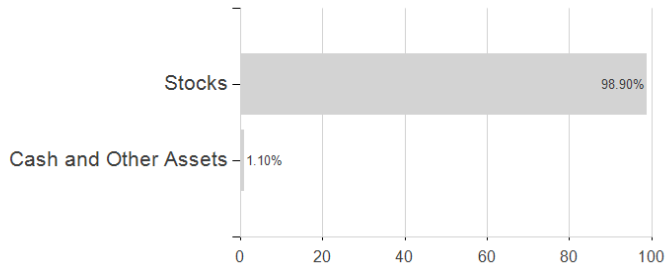
2 The Mountain-View Data Fund Rating calculates a comparative ranking for funds using yield, volatility and trend data. For more information visit [MVD Funds Rating](#)

3 Displays the Ethical-Dynamical Ratio calculated according to standard criteria. The maximum value is 100. For more information visit [EDA](#)

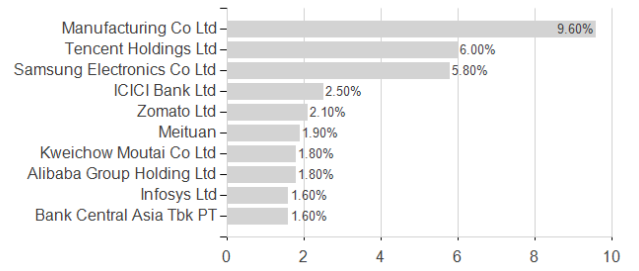
Goldman Sachs Emerging Markets Equity Portfolio Class IX Shares (Cap M-Dist) / LU0317978962 / A0M9WT /

Assessment Structure

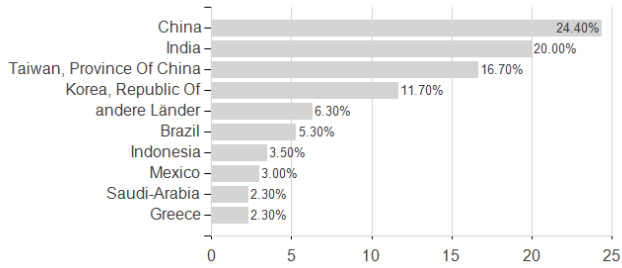
Assets



Largest positions



Countries



Branches

