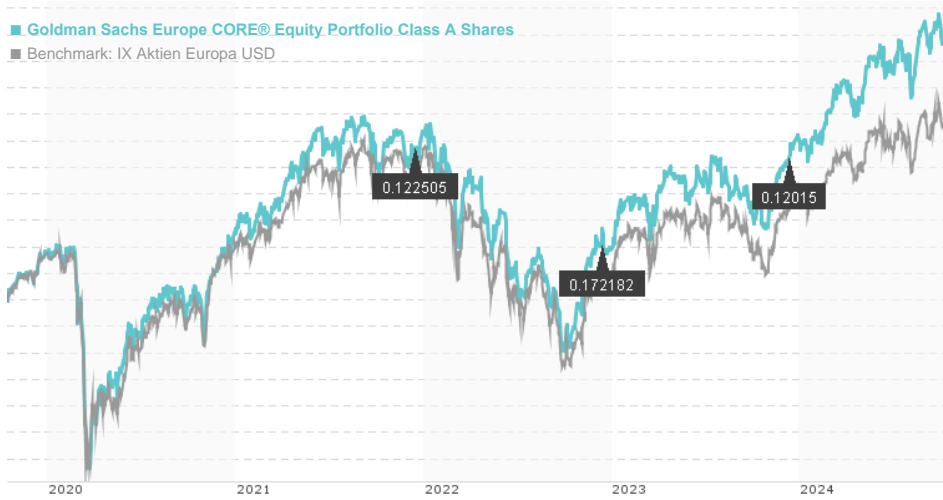


Goldman Sachs Europe CORE® Equity Portfolio Class A Shares / LU0141332832 / 529854 / Goldman Sachs AM BV

Last 10/10/2024 ¹	Region	Branch	Type of yield	Type
14.33 USD	Europe	Mixed Sectors	paying dividend	Equity Fund



Risk key figures

SRI	1	2	3	4	5	6	7
Mountain-View Funds Rating ²	EDA ³						
	61						

Yearly Performance

2023	+19.57%
2022	-16.57%
2021	+16.73%
2020	+3.46%
2019	+20.66%

Master data		Conditions		Other figures	
Fund type	Single fund	Issue surcharge	4.00%	Minimum investment	USD 1,500.00
Category	Equity	Planned administr. fee	0.00%	Savings plan	-
Sub category	Mixed Sectors	Deposit fees	0.00%	UCITS / OGAW	Yes
Fund domicile	Luxembourg	Redemption charge	0.00%	Performance fee	0.00%
Tranch volume	(10/10/2024) EUR 1.06 mill.	Ongoing charges	-	Redeployment fee	0.00%
Total volume	(10/10/2024) EUR 1,895.71 mill.	Dividends		Investment company	
Launch date	10/31/2006	11.12.2023	0.12 USD	Goldman Sachs AM BV Schenkkade 65, 2509, LL Den Haag Netherlands www.gsam.com	
KESr report funds	Yes	12.12.2022	0.17 USD		
Business year start	01.12.	13.12.2021	0.12 USD		
Sustainability type	-	14.12.2020	0.04 USD		
Fund manager	-	09.12.2019	0.15 USD		

Performance	1M	6M	YTD	1Y	2Y	3Y	5Y	Since start
Performance	+1.13%	+7.66%	+13.10%	+25.07%	+60.50%	+18.18%	+51.70%	+69.21%
Performance p.a.	-	-	-	+24.99%	+26.65%	+5.73%	+8.68%	+2.97%
Sharpe ratio	1.07	0.88	1.03	1.63	1.56	0.15	0.29	-0.01
Volatility	10.69%	14.42%	13.58%	13.37%	15.01%	17.24%	19.18%	21.61%
Worst month	-	-2.78%	-2.78%	-3.72%	-4.39%	-10.36%	-17.08%	-21.52%
Best month	-	5.54%	5.54%	9.88%	10.90%	10.90%	16.27%	16.27%
Maximum loss	-3.63%	-7.15%	-7.15%	-7.15%	-10.80%	-32.15%	-38.14%	-

Distribution permission

Austria, Germany, Switzerland, United Kingdom, Luxembourg, Czech Republic

¹ Important note on update status: The displayed date refers exclusively to the calculation of the NAV.
² The Mountain-View Data Fund Rating calculates a comparative ranking for funds using yield, volatility and trend data. For more information visit [MVD Funds Rating](#)
³ Displays the Ethical-Dynamical Ratio calculated according to standard criteria. The maximum value is 100. For more information visit [EDA](#)

Goldman Sachs Europe CORE® Equity Portfolio Class A Shares / LU0141332832 / 529854 / Goldman Sachs AM BV

Investment strategy

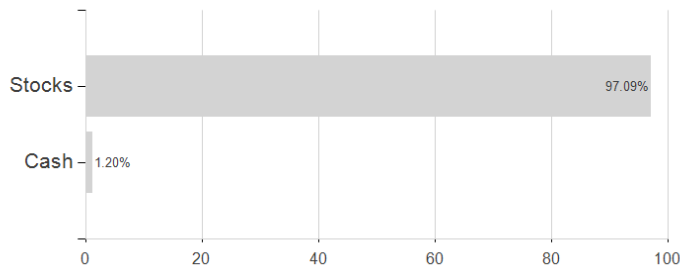
The Portfolio will mostly hold shares or similar instruments relating to European companies. Such companies are either based in or earn most of their profits or revenues from Europe. The Portfolio may also invest in companies which are based anywhere in the world. The Portfolio utilises the CORE strategy, a multi-factor proprietary model developed by Goldman Sachs which aims to forecast returns on securities. The Portfolio will not invest more than 33% of its assets in bonds issued by corporate or government entities, convertibles (securities that can be converted into other types of securities), money market instruments and non-share related instruments. The Portfolio may use derivative instruments for efficient portfolio management purposes, to help manage risks and for investment purposes in order to seek to increase return. A derivative instrument is a contract between two or more parties whose value depends on the rise and fall of other underlying assets.

Investment goal

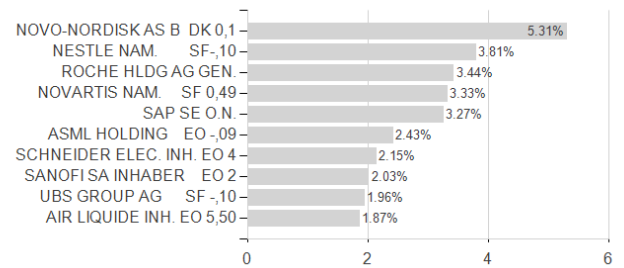
The Portfolio seeks to provide capital growth over the longer term.

Assessment Structure

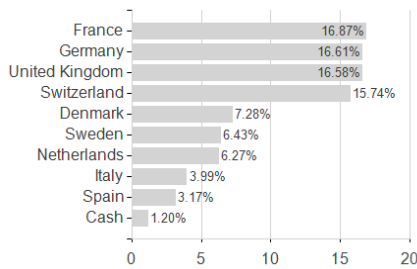
Assets



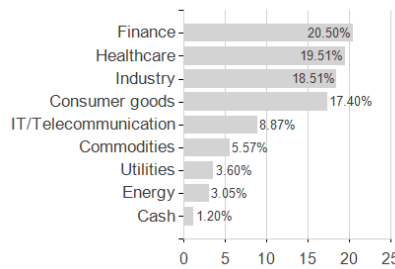
Largest positions



Countries



Branches



Currencies

