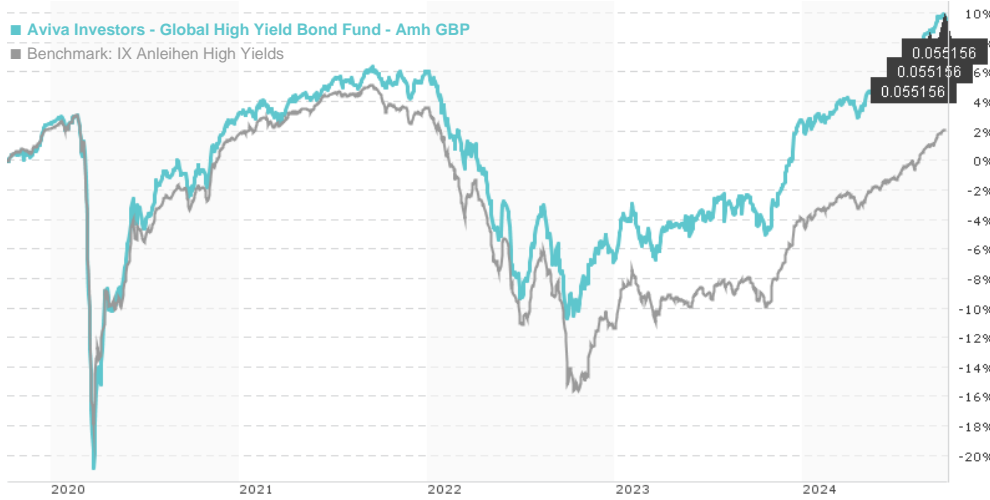


Aviva Investors - Global High Yield Bond Fund - Amh GBP / LU0397833129 / A0RDEV / Aviva Investors (LU)

| | | | | |
|------------------------------|-----------|-----------------|-----------------|-------------------|
| Last 10/07/2024 ¹ | Region | Branch | Type of yield | Type |
| 10.54 GBP | Worldwide | Corporate Bonds | paying dividend | Fixed-Income Fund |



Risk key figures

| | | | | | | | |
|---|------------------|---|---|---|---|---|----|
| SRI | 1 | 2 | 3 | 4 | 5 | 6 | 7 |
| Mountain-View Funds Rating ² | EDA ³ | | | | | | 73 |

Yearly Performance

| | |
|------|---------|
| 2023 | +10.17% |
| 2022 | -12.04% |
| 2021 | +2.72% |
| 2020 | +0.71% |
| 2019 | +11.97% |

| Master data | | Conditions | | Other figures | |
|---------------------|-----------------------------------|------------------------|----------|----------------------------------|-------|
| Fund type | Single fund | Issue surcharge | 5.00% | Minimum investment | UNT 0 |
| Category | Bonds | Planned administr. fee | 0.00% | Savings plan | - |
| Sub category | Corporate Bonds | Deposit fees | 0.20% | UCITS / OGAW | Yes |
| Fund domicile | Luxembourg | Redemption charge | 0.00% | Performance fee | 0.00% |
| Tranch volume | (10/07/2024) USD 1.18 mill. | Ongoing charges | - | Redeployment fee | 0.00% |
| Total volume | (10/07/2024) USD 3,941.60 mill. | Dividends | | Investment company | |
| Launch date | 2/18/2009 | 01.10.2024 | 0.06 GBP | Aviva Investors (LU) | |
| KESr report funds | Yes | 02.09.2024 | 0.06 GBP | 2 r. du Fort Bourbon, 1249, Gare | |
| Business year start | 01.01. | 01.08.2024 | 0.06 GBP | Luxembourg | |
| Sustainability type | - | 01.07.2024 | 0.06 GBP | https://www.avivainvestors.com | |
| Fund manager | Sunita Kara, Brent Finck, Sau Mui | 03.06.2024 | 0.06 GBP | | |

| Performance | 1M | 6M | YTD | 1Y | 2Y | 3Y | 5Y | Since start |
|------------------|--------|--------|--------|---------|---------|---------|---------|-------------|
| Performance | +0.59% | +5.33% | +6.60% | +14.51% | +20.65% | +4.06% | +9.49% | +62.98% |
| Performance p.a. | - | - | - | +14.56% | +9.83% | +1.33% | +1.83% | +3.69% |
| Sharpe ratio | 2.74 | 3.24 | 2.24 | 3.58 | 1.50 | -0.38 | -0.23 | 0.09 |
| Volatility | 1.75% | 2.38% | 2.44% | 3.17% | 4.40% | 5.06% | 6.13% | 4.81% |
| Worst month | - | -0.49% | -0.49% | -1.22% | -1.22% | -6.60% | -14.61% | -14.61% |
| Best month | - | 1.65% | 3.49% | 3.90% | 3.90% | 4.78% | 5.20% | 5.20% |
| Maximum loss | -0.32% | -1.18% | -1.30% | -1.42% | -3.92% | -15.77% | -23.22% | - |

Distribution permission

Austria, Germany, Switzerland, Czech Republic

¹ Important note on update status: The displayed date refers exclusively to the calculation of the NAV.

² The Mountain-View Data Fund Rating calculates a comparative ranking for funds using yield, volatility and trend data. For more information visit [MVD Funds Rating](#)

³ Displays the Ethical-Dynamical Ratio calculated according to standard criteria. The maximum value is 100. For more information visit [EDA](#)

Aviva Investors - Global High Yield Bond Fund - Amh GBP / LU0397833129 / A0RDEV / Aviva Investors (LU)

Investment strategy

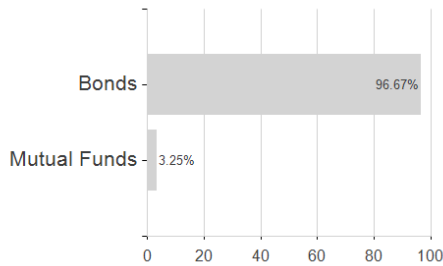
The Fund invests mainly in high yield bonds issued by corporations anywhere in the world, with an emphasis on North America and Europe. At all times, the Fund invests at least two-thirds of its total net assets (excluding ancillary liquid assets, eligible deposits, money markets instruments and money market funds) in bonds that are rated below BBB- by Standard and Poor's or Baa3 by Moody's, or are unrated. The Fund may invest in shares or units of UCITS or other UCIs, but not in convertible securities. The Fund may invest in up to 10% of total net assets in Additional tier-1 (AT1) and contingent convertible bonds.

Investment goal

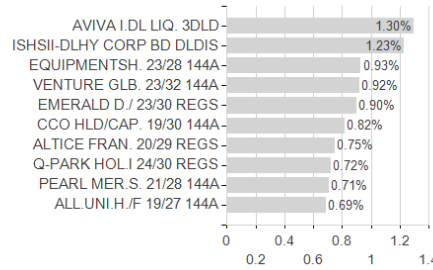
The objective of the Fund is to earn income and increase the value of the Shareholder's investment, while outperforming the Bloomberg Global High Yield Excl CMBS & EMG 2% Cap Index over the long term (5 years or more).

Assessment Structure

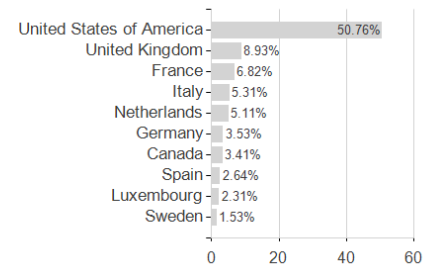
Assets



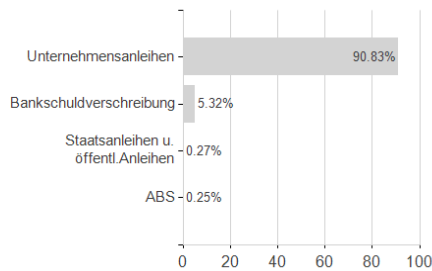
Largest positions



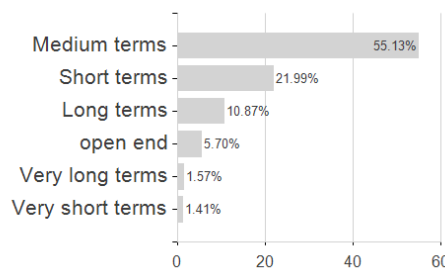
Countries



Issuer



Duration



Currencies

