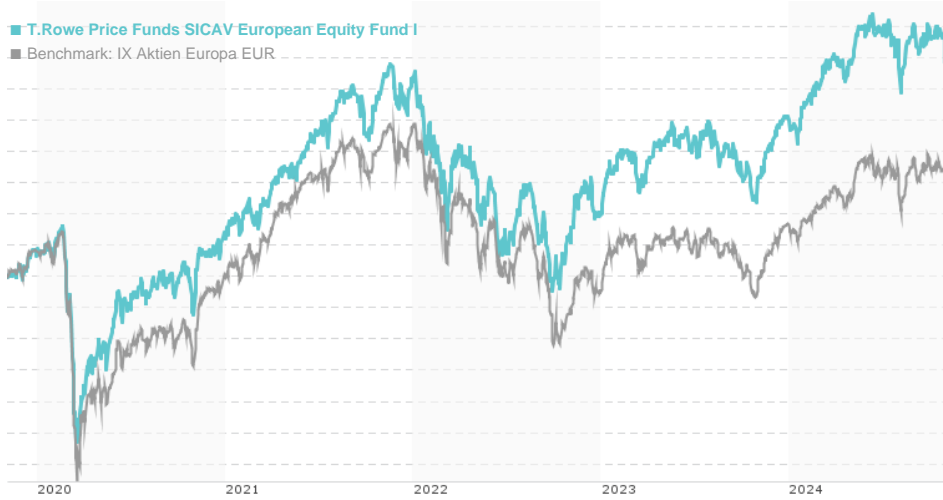


T.Rowe Price Funds SICAV European Equity Fund I / LU0285831334 / A0MNMX / T.Rowe Price M. (LU)

Last 10/31/2024 <sup>1</sup>	Region	Branch	Type of yield	Type
22.81 EUR	Europe	Mixed Sectors	reinvestment	Equity Fund



Risk key figures

SRI	1	2	3	4	5	6	7
Mountain-View Funds Rating <sup>2</sup>	EDA <sup>3</sup>						
	77						

Yearly Performance

2023	+14.56%
2022	-16.43%
2021	+23.58%
2020	+2.74%
2019	+29.45%

Master data		Conditions		Other figures	
Fund type	Single fund	Issue surcharge	0.00%	Minimum investment	EUR 2,500,000.00
Category	Equity	Planned administr. fee	0.00%	Savings plan	-
Sub category	Mixed Sectors	Deposit fees	0.02%	UCITS / OGAW	Yes
Fund domicile	Luxembourg	Redemption charge	0.00%	Performance fee	0.00%
Tranch volume	(10/31/2024) EUR 13.49 mill.	Ongoing charges	-	Redeployment fee	0.00%
Total volume	(10/31/2024) EUR 73.11 mill.	<b>Dividends</b>		<b>Investment company</b>	
Launch date	2/26/2007	T.Rowe Price M. (LU)			
KESt report funds	Yes	100 East Pratt Street, MD 21202, Baltimore			
Business year start	01.01.	United States of America			
Sustainability type	-	https://www.troweprice.com			
Fund manager	Tobias Mueller				

Performance	1M	6M	YTD	1Y	2Y	3Y	5Y	Since start
Performance	-3.63%	+0.09%	+6.99%	+18.93%	+26.09%	+2.47%	+36.18%	+128.10%
Performance p.a.	-	-	-	+18.87%	+12.27%	+0.82%	+6.36%	+4.77%
Sharpe ratio	-3.94	-0.24	0.48	1.45	0.78	-0.15	0.20	0.10
Volatility	9.75%	11.86%	11.22%	10.98%	11.81%	15.21%	16.36%	17.49%
Worst month	-	-3.63%	-3.63%	-4.34%	-4.34%	-9.74%	-12.52%	-16.31%
Best month	-	3.69%	4.03%	7.20%	7.20%	9.55%	11.11%	18.09%
Maximum loss	-4.00%	-8.81%	-8.81%	-8.81%	-10.34%	-27.12%	-32.05%	-

Distribution permission

Austria, Germany, Switzerland, Luxembourg, Czech Republic

<sup>1</sup> Important note on update status: The displayed date refers exclusively to the calculation of the NAV.

<sup>2</sup> The Mountain-View Data Fund Rating calculates a comparative ranking for funds using yield, volatility and trend data. For more information visit [MVD Funds Rating](#)

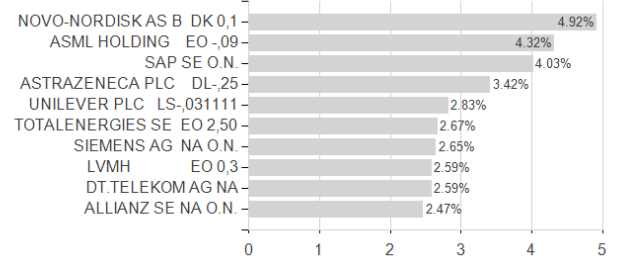
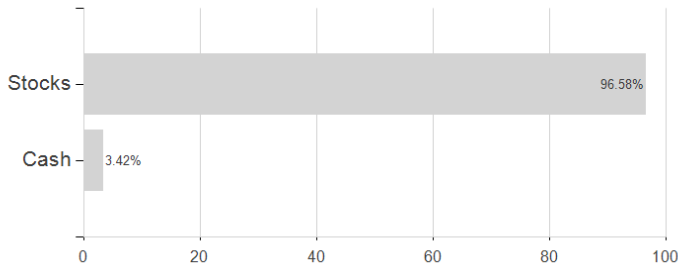
<sup>3</sup> Displays the Ethical-Dynamical Ratio calculated according to standard criteria. The maximum value is 100. For more information visit [EDA](#)

**T.Rowe Price Funds SICAV European Equity Fund I / LU0285831334 / A0MNMX / T.Rowe Price M. (LU)**

Assessment Structure

Assets

Largest positions



Countries

Branches

Currencies

