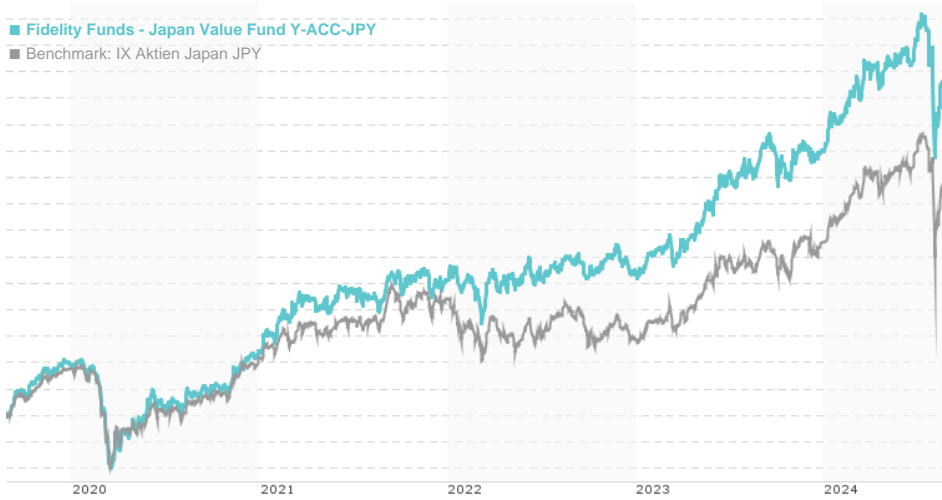


Fidelity Funds - Japan Value Fund Y-ACC-JPY / LU0370789561 / A0Q7NT / FIL IM (LU)

Last 08/26/2024 ¹	Country	Branch	Type of yield	Type
4360.00 JPY	Japan	Mixed Sectors	reinvestment	Equity Fund



Risk key figures

SRI	1	2	3	4	5	6	7	
Mountain-View Funds Rating ²								EDA ³
								74

Yearly Performance

2023	+30.51%
2022	+1.30%
2021	+21.61%
2020	+5.01%
2019	+24.24%

Master data		Conditions		Other figures	
Fund type	Single fund	Issue surcharge	0.00%	Minimum investment	USD 2,500.00
Category	Equity	Planned administr. fee	0.00%	Savings plan	-
Sub category	Mixed Sectors	Deposit fees	0.35%	UCITS / OGAW	Yes
Fund domicile	Luxembourg	Redemption charge	0.00%	Performance fee	0.00%
Tranch volume	(08/26/2024) JPY 35,919.11 mill.	Ongoing charges	-	Redeployment fee	0.00%
Total volume	(07/31/2024) JPY 291,846.01 mill.	Dividends		Investment company	
Launch date	7/14/2008	FIL IM (LU) Kärntner Straße 9, Top 8, 1010, Wien Austria https://www.fidelity.at			
KESt report funds	Yes				
Business year start	01.05.				
Sustainability type	-				
Fund manager	Min Zeng				

Performance	1M	6M	YTD	1Y	2Y	3Y	5Y	Since start
Performance	-4.05%	+1.28%	+12.49%	+15.28%	+41.47%	+57.29%	+125.67%	+336.00%
Performance p.a.	-	-	-	+15.33%	+18.91%	+16.28%	+17.66%	+9.56%
Sharpe ratio	-0.86	-0.04	0.73	0.58	0.90	0.75	0.73	0.29
Volatility	48.72%	24.39%	22.26%	20.33%	17.15%	17.06%	19.39%	21.13%
Worst month	-	-6.08%	-6.08%	-6.08%	-6.08%	-6.08%	-10.43%	-18.23%
Best month	-	5.87%	5.87%	5.87%	8.56%	8.56%	8.84%	13.02%
Maximum loss	-17.58%	-21.50%	-21.50%	-21.50%	-21.50%	-21.50%	-33.90%	-

Distribution permission

Austria, Germany, Switzerland, United Kingdom

¹ Important note on update status: The displayed date refers exclusively to the calculation of the NAV.

Fidelity Funds - Japan Value Fund Y-ACC-JPY / LU0370789561 / A0Q7NT / FIL IM (LU)

2 The Mountain-View Data Fund Rating calculates a comparative ranking for funds using yield, volatility and trend data. For more information visit [MVD Funds Rating](#)

Investment strategy

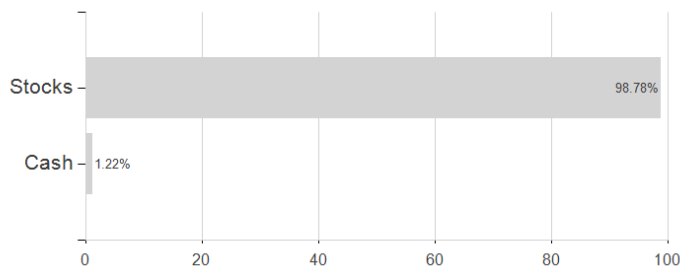
The fund invests at least 70% (and normally 75%) of its assets, in equities of Japanese companies listed on the Japanese stock exchange with the focus on companies that Fidelity considers to be undervalued. The fund may also invest in money market instruments on an ancillary basis. The fund invests at least 50% of its assets in securities of issuers with favourable environmental, social and governance (ESG) characteristics. In actively managing the fund, the Investment Manager considers growth and valuation metrics, company financials, return on capital, cash flows and other measures, as well as company management, industry, economic conditions, and other factors.

Investment goal

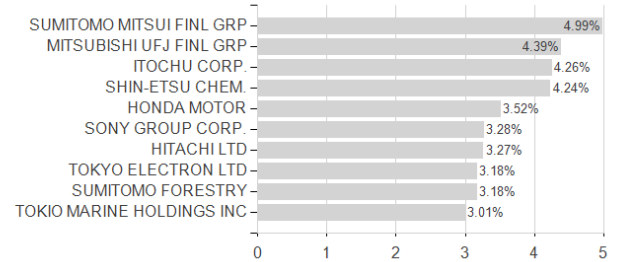
The fund aims to achieve capital growth over time.

Assessment Structure

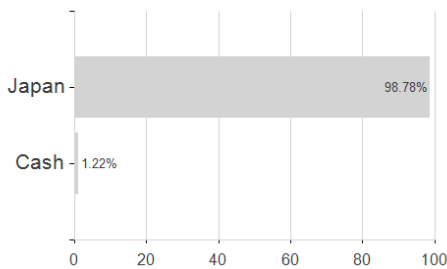
Assets



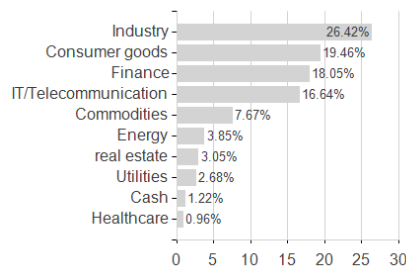
Largest positions



Countries



Branches



Currencies

