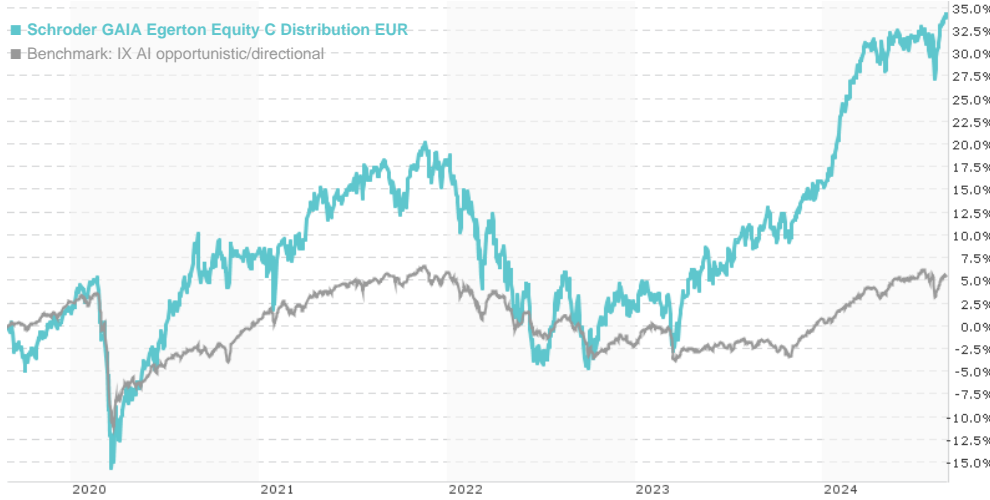


Schroder GAIA Egerton Equity C Distribution EUR / LU0489812916 / A1CS28 / Schroder IM (EU)

Last 08/27/2024 ¹	Region	Branch	Type of yield	Type
283.47 EUR	Worldwide	AI Hedgefonds Single Strategy	paying dividend	Alternative Investm.



Risk key figures

SRI	1	2	3	4	5	6	7
Mountain-View Funds Rating ²	EDA ³						
	-						

Yearly Performance

2023	+13.53%
2022	-13.42%
2021	+8.48%
2020	+7.13%
2019	+19.41%

Master data		Conditions		Other figures	
Fund type	Single fund	Issue surcharge	1.00%	Minimum investment	USD 10,000.00
Category	Alternative Investments	Planned administr. fee	0.00%	Savings plan	-
Sub category	AI Hedgefonds Single Strategy	Deposit fees	0.03%	UCITS / OGAW	Yes
Fund domicile	Luxembourg	Redemption charge	0.00%	Performance fee	20.00%
Tranch volume	(01/09/2023) EUR 1.19 mill.	Ongoing charges	-	Redeployment fee	0.00%
Total volume	(07/31/2024) EUR 469.23 mill.	Dividends		Investment company	
Launch date	2/24/2010	Schroder IM (EU)			
KESt report funds	Yes	5, rue Höhenhof, 1736, Senningerberg			
Business year start	01.10.	Luxembourg			
Sustainability type	-	https://www.schroders.com			
Fund manager	John Armitage (Egerton)				

Performance	1M	6M	YTD	1Y	2Y	3Y	5Y	Since start
Performance	+2.54%	+5.86%	+15.95%	+22.41%	+30.76%	+13.71%	+35.04%	+183.47%
Performance p.a.	-	-	-	+22.41%	+14.37%	+4.37%	+6.19%	+7.44%
Sharpe ratio	3.23	1.09	2.80	2.43	1.08	0.07	0.21	0.38
Volatility	10.41%	7.88%	7.85%	7.81%	10.03%	11.72%	12.68%	10.27%
Worst month	-	-2.21%	-2.21%	-2.21%	-5.44%	-6.71%	-9.41%	-9.41%
Best month	-	5.35%	5.35%	5.35%	5.61%	7.58%	7.58%	7.58%
Maximum loss	-3.67%	-4.38%	-4.38%	-4.38%	-7.72%	-20.67%	-20.67%	-

Distribution permission

Austria, Germany, Switzerland, United Kingdom

1 Important note on update status: The displayed date refers exclusively to the calculation of the NAV.

2 The Mountain-View Data Fund Rating calculates a comparative ranking for funds using yield, volatility and trend data. For more information visit [MVD Funds Rating](#)

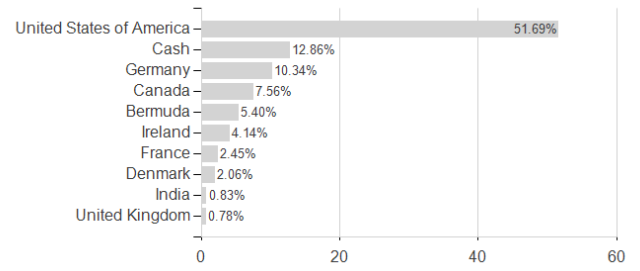
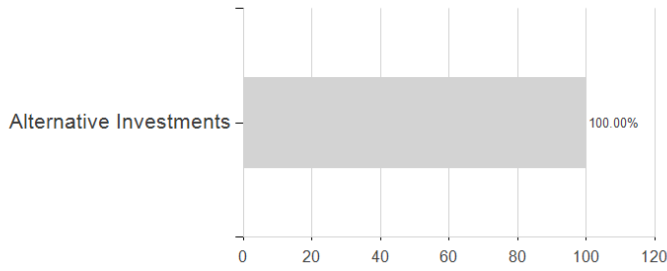
3 Displays the Ethical-Dynamical Ratio calculated according to standard criteria. The maximum value is 100. For more information visit [EDA](#)

Schroder GAIA Egerton Equity C Distribution EUR / LU0489812916 / A1CS28 / Schroder IM (EU)

Assessment Structure

Assets

Countries



Largest positions

Currencies

Branches

