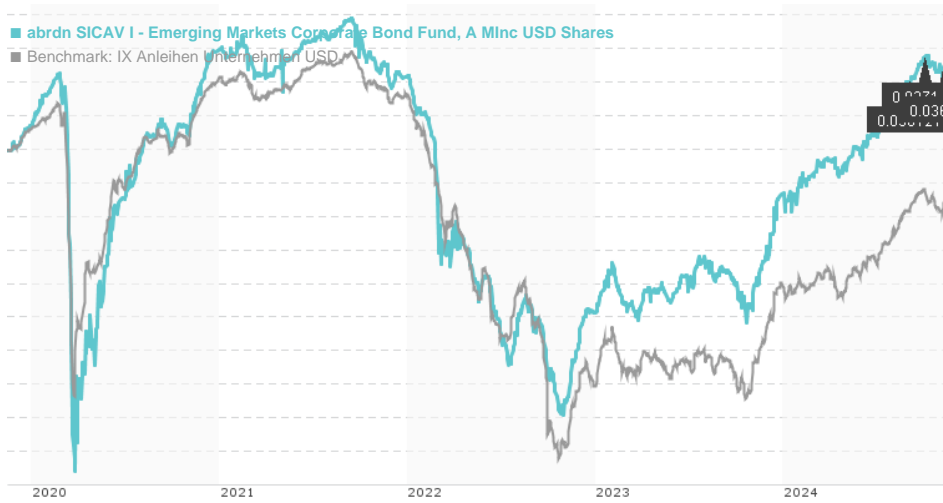


abrdn SICAV I - Emerging Markets Corporate Bond Fund, A MInc USD Shares / LU0566480033 / A1JFG3 / abrdn Inv.

Last 11/14/2024 ¹	Region	Branch	Type of yield	Type
9.21 USD	Emerging Markets	Corporate Bonds	paying dividend	Fixed-Income Fund



Risk key figures

SRI	1	2	3	4	5	6	7
-----	---	---	---	---	---	---	---

Mountain-View Funds Rating² EDA³

▲▲▲▲▲▲ 77

Yearly Performance

2023	+7.85%
2022	-13.52%
2021	-1.51%
2020	+4.50%
2019	+13.69%

Master data		Conditions		Other figures	
Fund type	Single fund	Issue surcharge	5.00%	Minimum investment	USD 1,000.00
Category	Bonds	Planned administr. fee	0.00%	Savings plan	-
Sub category	Corporate Bonds	Deposit fees	0.00%	UCITS / OGAW	Yes
Fund domicile	Luxembourg	Redemption charge	0.00%	Performance fee	0.00%
Tranch volume	(11/14/2024) USD 16.29 mill.	Ongoing charges	-	Redeployment fee	0.00%
Total volume	(11/14/2024) USD 1,001.04 mill.	Dividends		Investment company	
Launch date	3/7/2011	04.11.2024	0.04 USD	abrdn Inv.(LU) Avenue John F Kennedy 35a, L-1855, Luxembourg Luxembourg www.abrdn.com/de-at	
KESr report funds	Yes	01.10.2024	0.04 USD		
Business year start	01.10.	02.09.2024	0.04 USD		
Sustainability type	-	01.08.2024	0.04 USD		
Fund manager	Global Emerging Market Debt Team	01.07.2024	0.03 USD		

Performance	1M	6M	YTD	1Y	2Y	3Y	5Y	Since start
Performance	-0.25%	+5.11%	+7.58%	+13.86%	+21.54%	-0.45%	+4.85%	+58.84%
Performance p.a.	-	-	-	+13.82%	+10.23%	-0.15%	+0.95%	+3.43%
Sharpe ratio	-1.64	2.36	1.52	2.57	1.65	-0.56	-0.25	0.07
Volatility	3.64%	3.12%	3.78%	4.22%	4.36%	5.66%	8.17%	5.79%
Worst month	-	-0.34%	-0.70%	-0.70%	-1.84%	-4.34%	-16.68%	-16.68%
Best month	-	1.85%	3.35%	3.88%	5.15%	5.15%	5.81%	6.56%
Maximum loss	-0.84%	-1.18%	-1.19%	-1.19%	-4.24%	-20.01%	-22.71%	-

Distribution permission

Austria, Germany, Switzerland, United Kingdom

1 Important note on update status: The displayed date refers exclusively to the calculation of the NAV.

2 The Mountain-View Data Fund Rating calculates a comparative ranking for funds using yield, volatility and trend data. For more information visit [MVD Funds Rating](#)

3 Displays the Ethical-Dynamical Ratio calculated according to standard criteria. The maximum value is 100. For more information visit [EDA](#)

abrdn SICAV I - Emerging Markets Corporate Bond Fund, A MInc USD Shares / LU0566480033 / A1JFG3 / abrdn Inv.

Investment strategy

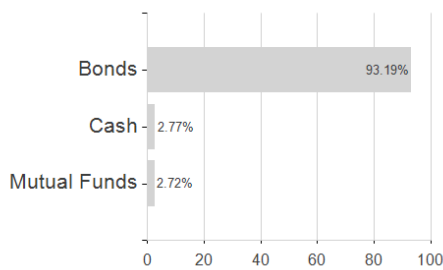
The Fund invests at least two-thirds of its assets in bonds issued by companies based or carrying out much of their business in Emerging Market countries. Bonds will be of any credit quality. Up to 100% of the Fund may be invested in sub-investment grade bonds. Non-US Dollar denominated issues will typically be hedged back to US Dollars. Investment in corporate bonds will follow the abrdn "Emerging Markets Corporate Bond Promoting ESG Investment Approach" (the "Investment Approach"). This approach utilises abrdn's fixed income investment process, which enables portfolio managers to qualitatively assess how ESG factors are likely to impact on the company's ability to repay its debt, both now and in the future. To complement this research, the abrdn ESG House Score is used to quantitatively identify and exclude those companies exposed to the highest ESG risks. In addition, abrdn apply a set of company exclusions, which are related to the UN Global Compact, Controversial Weapons, Tobacco Manufacturing and Thermal Coal. Green bonds, Social bonds or Sustainable bonds issued by companies otherwise excluded by the environmental screens are permitted, where the proceeds of such issues can be confirmed as having a positive environmental impact. Further detail of this overall process is captured within the Investment Approach, which is published at www.abrdn.com under "Fund Centre". Financial derivative instruments, money-market instruments and cash may not adhere to this approach.

Investment goal

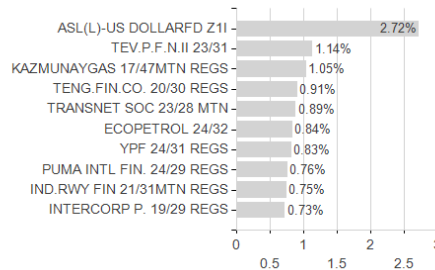
The Fund aims to achieve a combination of income and growth by investing in bonds (which are like loans that can pay a fixed or variable interest rate) issued by companies, governments or other bodies in Emerging Market countries. The Fund aims to outperform the JP Morgan CEMBI Broad Diversified Index (USD) before charges.

Assessment Structure

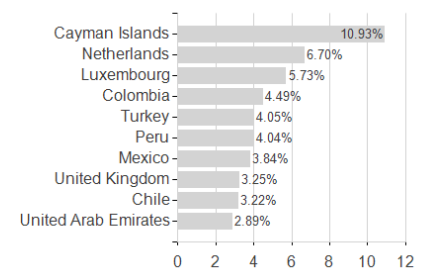
Assets



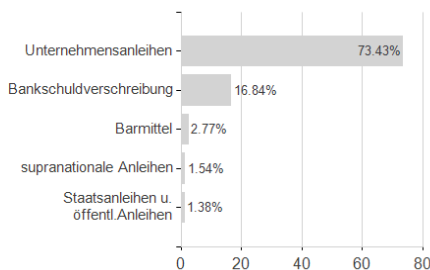
Largest positions



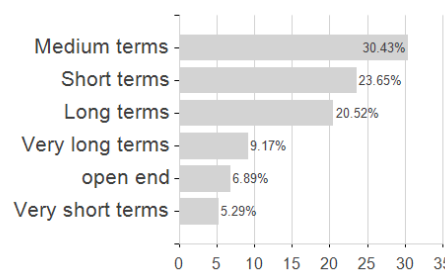
Countries



Issuer



Duration



Currencies

