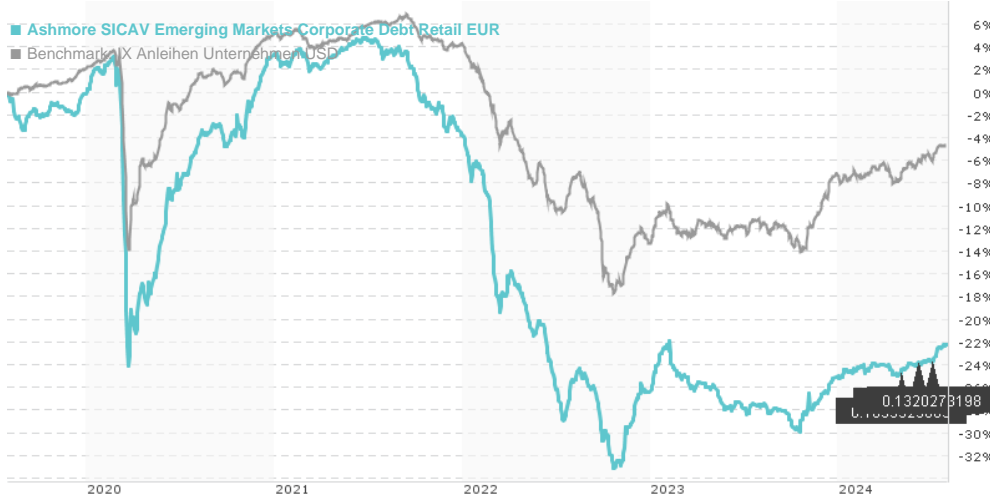


Ashmore SICAV Emerging Markets Corporate Debt Retail EUR / LU0493851454 / A1CU56 / Ashmore IM (IE)

Last 07/29/2024 ¹	Region	Branch	Type of yield	Type
43.46 EUR	Emerging Markets	Corporate Bonds	paying dividend	Fixed-Income Fund



Risk key figures

SRI	1	2	3	4	5	6	7
Mountain-View Funds Rating ²	EDA ³						76

Yearly Performance

2023	+1.75%
2022	-23.46%
2021	-6.95%
2020	+3.47%
2019	+6.19%

Master data		Conditions		Other figures	
Fund type	Single fund	Issue surcharge	5.00%	Minimum investment	EUR 5,000.00
Category	Bonds	Planned administr. fee	0.00%	Savings plan	-
Sub category	Corporate Bonds	Deposit fees	0.01%	UCITS / OGAW	Yes
Fund domicile	Luxembourg	Redemption charge	0.00%	Performance fee	0.00%
Tranch volume	(07/29/2024) USD 0.825 mill.	Ongoing charges	-	Redeployment fee	0.00%
Total volume	(07/29/2024) USD 364.50 mill.	Dividends		Investment company	
Launch date	2/18/2011	01.07.2024	0.13 EUR	Ashmore IM (IE)	
KESt report funds	Yes	03.06.2024	0.14 EUR	61 Aldwych, WC2B 4AE, London	
Business year start	01.01.	02.05.2024	0.16 EUR	Ireland	
Sustainability type	-	02.04.2024	0.12 EUR	www.ashmoregroup.com	
Fund manager	Ashmore Investment Management Limited	01.03.2024	0.08 EUR		

Performance	1M	6M	YTD	1Y	2Y	3Y	5Y	Since start
Performance	+2.09%	+3.32%	+3.85%	+7.41%	+4.50%	-24.65%	-21.99%	-2.96%
Performance p.a.	-	-	-	+7.43%	+2.22%	-9.00%	-4.84%	-0.22%
Sharpe ratio	11.20	1.31	1.34	1.00	-0.28	-2.24	-1.18	-0.69
Volatility	2.44%	2.39%	2.37%	3.80%	5.03%	5.65%	7.19%	5.65%
Worst month	-	-1.10%	-1.10%	-1.36%	-6.91%	-7.86%	-20.29%	-20.29%
Best month	-	1.83%	2.13%	2.37%	6.03%	6.03%	6.03%	7.00%
Maximum loss	-0.07%	-1.42%	-1.42%	-3.42%	-11.64%	-35.69%	-36.19%	-

Distribution permission

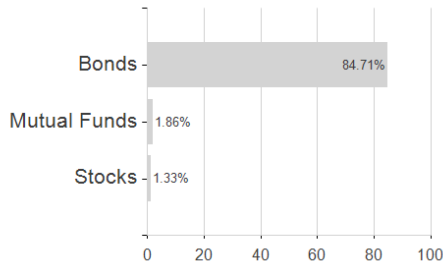
Austria, Germany, Switzerland, United Kingdom

1 Important note on update status: The displayed date refers exclusively to the calculation of the NAV.
 2 The Mountain-View Data Fund Rating calculates a comparative ranking for funds using yield, volatility and trend data. For more information visit [MVD Funds Rating](#)
 3 Displays the Ethical-Dynamical Ratio calculated according to standard criteria. The maximum value is 100. For more information visit [EDA](#)

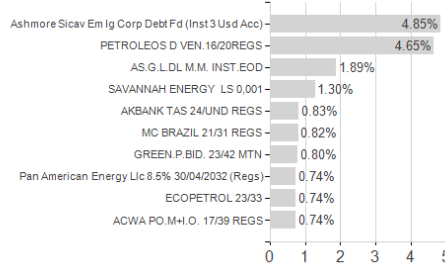
Ashmore SICAV Emerging Markets Corporate Debt Retail EUR / LU0493851454 / A1CU56 / Ashmore IM (IE)

Assessment Structure

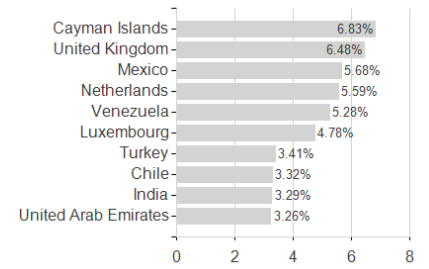
Assets



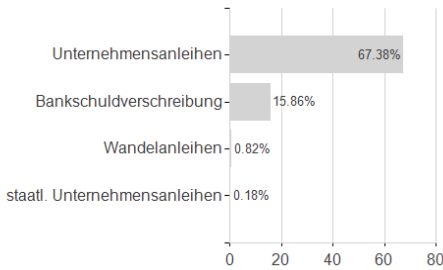
Largest positions



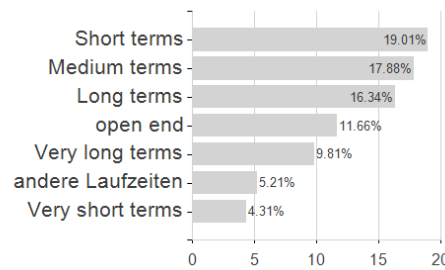
Countries



Issuer



Duration



Currencies

