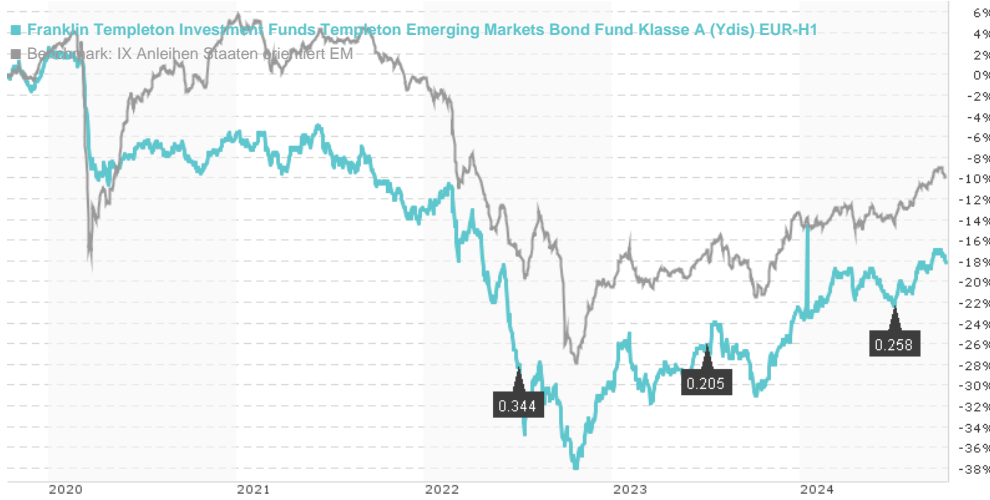


Franklin Templeton Investment Funds Templeton Emerging Markets Bond Fund Klasse A (Ydis) EUR-H1 /

Last 10/10/2024 <sup>1</sup>	Region	Branch	Type of yield	Type
2.75 EUR	Emerging Markets	Bonds: Focus Public Sector	paying dividend	Fixed-Income Fund



Risk key figures

SRI	1	2	3	4	5	6	7
Mountain-View Funds Rating <sup>2</sup>							EDA <sup>3</sup>
							74

Yearly Performance

2023	+10.21%
2022	-19.21%
2021	-7.79%
2020	-7.97%
2019	-3.23%

Master data		Conditions		Other figures	
Fund type	Single fund	Issue surcharge	5.00%	Minimum investment	EUR 1,000.00
Category	Bonds	Planned administr. fee	0.00%	Savings plan	-
Sub category	Bonds: Focus Public Sector	Deposit fees	0.14%	UCITS / OGAW	Yes
Fund domicile	Luxembourg	Redemption charge	0.00%	Performance fee	0.00%
Tranch volume	(09/30/2024) USD 8.08 mill.	Ongoing charges	-	Redeployment fee	0.00%
Total volume	(09/30/2024) USD 1,928.68 mill.	Dividends		Investment company	
Launch date	3/31/2010	01.07.2024	0.26 EUR	Franklin Templeton	
KEST report funds	Yes	03.07.2023	0.21 EUR	Schottenring 16, 2.OG, 1010, Wien	
Business year start	01.07.	01.07.2022	0.34 EUR	Austria	
Sustainability type	-	01.07.2021	0.38 EUR	https://www.franklintempleton.at	
Fund manager	Michael Hasenstab, Calvin Ho	01.07.2020	0.45 EUR		

Performance	1M	6M	YTD	1Y	2Y	3Y	5Y	Since start
Performance	+0.73%	+2.09%	+5.66%	+17.13%	+26.41%	-8.52%	-18.22%	-11.04%
Performance p.a.	-	-	-	+17.08%	+12.41%	-2.92%	-3.94%	-0.80%
Sharpe ratio	1.24	0.16	0.66	2.03	1.07	-0.61	-0.84	-0.54
Volatility	4.87%	6.28%	6.33%	6.84%	8.57%	10.02%	8.57%	7.43%
Worst month	-	-2.37%	-2.37%	-2.37%	-5.15%	-11.36%	-11.36%	-11.36%
Best month	-	2.25%	4.76%	4.76%	7.54%	7.54%	7.54%	7.54%
Maximum loss	-1.43%	-4.40%	-4.40%	-4.40%	-9.25%	-30.90%	-39.55%	-

Distribution permission

Austria, Germany, Switzerland, United Kingdom, Luxembourg, Czech Republic

1 Important note on update status: The displayed date refers exclusively to the calculation of the NAV.

2 The Mountain-View Data Fund Rating calculates a comparative ranking for funds using yield, volatility and trend data. For more information visit [MVD Funds Rating](#)

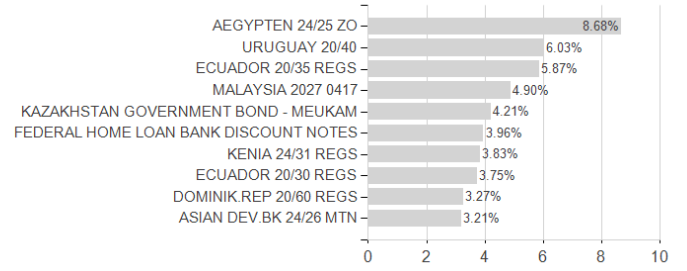
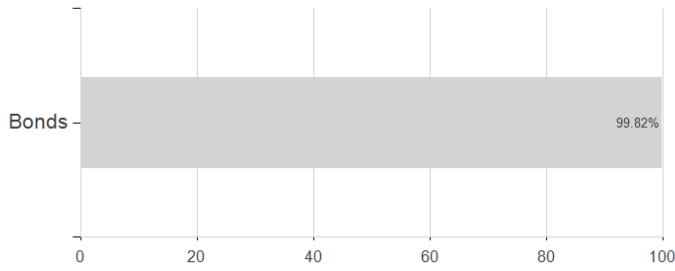
3 Displays the Ethical-Dynamical Ratio calculated according to standard criteria. The maximum value is 100. For more information visit [EDA](#)

**Franklin Templeton Investment Funds Templeton Emerging Markets Bond Fund Klasse A (Ydis) EUR-H1 /**

Assessment Structure

Assets

Largest positions



Countries

Issuer

Duration

