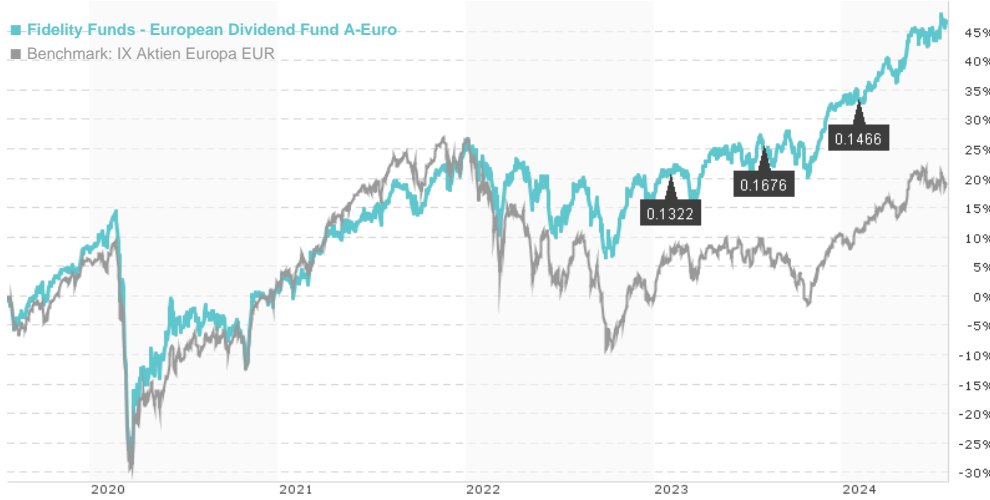


Fidelity Funds - European Dividend Fund A-Euro / LU0353647653 / A0PGWE / FIL IM (LU)

Last 07/23/2024 ¹	Region	Branch	Type of yield	Type
20.38 EUR	Europe	Mixed Sectors	paying dividend	Equity Fund

■ Fidelity Funds - European Dividend Fund A-Euro
■ Benchmark: IX Aktien Europa EUR



Risk key figures

SRI	1	2	3	4	5	6	7
Mountain-View Funds Rating ²	EDA ³						
	69						

Yearly Performance

2023	+14.48%
2022	-7.14%
2021	+24.15%
2020	-6.43%
2019	+25.47%

Master data		Conditions		Other figures	
Fund type	Single fund	Issue surcharge	5.25%	Minimum investment	USD 2,500.00
Category	Equity	Planned administr. fee	0.00%	Savings plan	-
Sub category	Mixed Sectors	Deposit fees	0.35%	UCITS / OGAW	Yes
Fund domicile	Luxembourg	Redemption charge	0.00%	Performance fee	0.00%
Tranch volume	(07/23/2024) EUR 29.22 mill.	Ongoing charges	-	Redeployment fee	0.00%
Total volume	(06/28/2024) EUR 595.71 mill.	Dividends		Investment company	
Launch date	11/2/2010	01.02.2024	0.15 EUR	FIL IM (LU)	
KESt report funds	Yes	01.08.2023	0.17 EUR	Kärntner Straße 9, Top 8, 1010, Wien	
Business year start	01.05.	01.02.2023	0.13 EUR	Austria	
Sustainability type	-	01.08.2022	0.16 EUR	https://www.fidelity.at	
Fund manager	Fred Sykes	01.02.2022	0.15 EUR		

Performance	1M	6M	YTD	1Y	2Y	3Y	5Y	Since start
Performance	+0.74%	+10.38%	+10.44%	+16.37%	+26.73%	+26.84%	+46.85%	+152.97%
Performance p.a.	-	-	-	+16.37%	+12.59%	+8.24%	+7.98%	+6.99%
Sharpe ratio	0.67	2.19	1.90	1.49	0.86	0.37	0.26	0.23
Volatility	9.01%	8.29%	8.32%	8.52%	10.31%	12.15%	16.39%	14.41%
Worst month	-	-0.56%	-0.56%	-3.19%	-5.30%	-6.44%	-14.43%	-14.43%
Best month	-	3.50%	3.50%	6.77%	6.77%	6.77%	13.81%	13.81%
Maximum loss	-1.51%	-2.92%	-2.92%	-6.30%	-11.28%	-15.88%	-36.84%	-

Distribution permission

Austria, Germany, Switzerland, United Kingdom

¹ Important note on update status: The displayed date refers exclusively to the calculation of the NAV.

² The Mountain-View Data Fund Rating calculates a comparative ranking for funds using yield, volatility and trend data. For more information visit [MVD Funds Rating](#)

³ Displays the Ethical-Dynamical Ratio calculated according to standard criteria. The maximum value is 100. For more information visit [EDA](#)

Fidelity Funds - European Dividend Fund A-Euro / LU0353647653 / A0PGWE / FIL IM (LU)

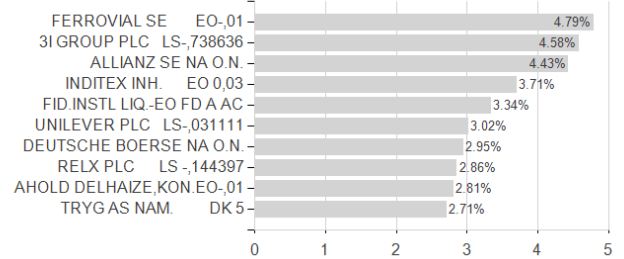
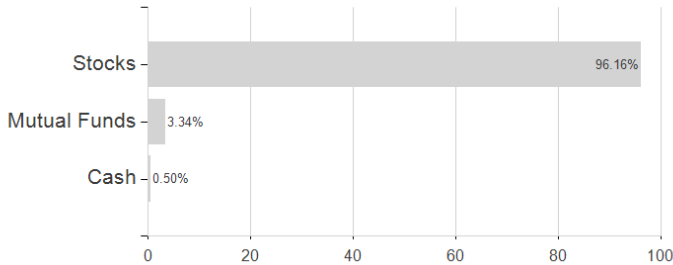
Investment goal

The fund aims to achieve income and long-term capital growth principally through investments in income producing equity securities of companies that have their head office or exercise a predominant part of their activity in Europe. The Investment Manager will target investments which it believes offer attractive dividend yields in addition to price appreciation.

Assessment Structure

Assets

Largest positions



Countries

Branches

Currencies

