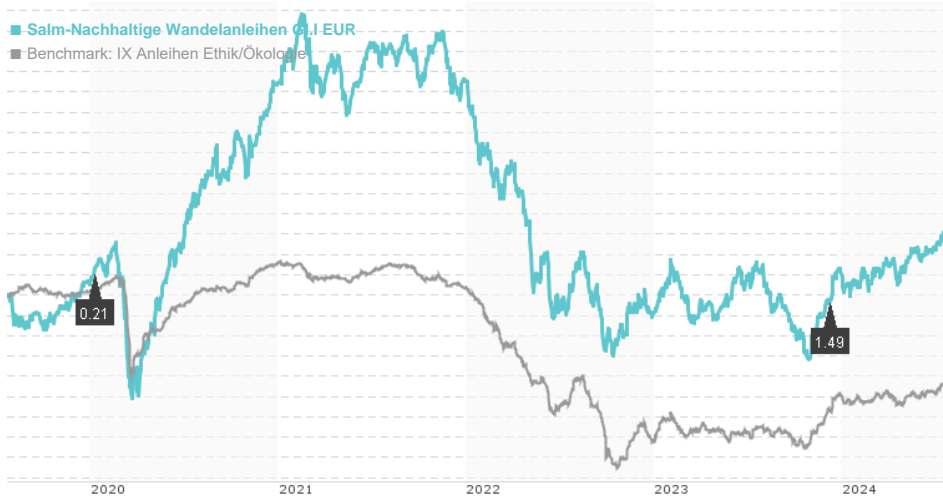


Salm-Nachhaltige Wandelanleihen GI.I EUR / LU0535037997 / A1C323 / Universal-Inv. (LU)

Last 07/22/2024 <sup>1</sup>	Region	Branch	Type of yield	Type
61.00 EUR	Worldwide	Convertible Bonds	paying dividend	Fixed-Income Fund



Risk key figures

SRI	1	2	3	4	5	6	7
Mountain-View Funds Rating <sup>2</sup>	EDA <sup>3</sup>						
	83						

Yearly Performance

2023	+4.28%
2022	-18.98%
2021	+0.19%
2020	+19.76%
2019	+9.41%

Master data		Conditions		Other figures	
Fund type	Single fund	Issue surcharge	4.50%	Minimum investment	EUR 50.00
Category	Bonds	Planned administr. fee	0.00%	Savings plan	Yes
Sub category	Convertible Bonds	Deposit fees	0.04%	UCITS / OGAW	Yes
Fund domicile	Luxembourg	Redemption charge	0.00%	Performance fee	0.00%
Tranch volume	(07/22/2024) EUR 49.87 mill.	Ongoing charges	-	Redeployment fee	0.00%
Total volume	(07/22/2024) EUR 104.31 mill.	Dividends		Investment company	
Launch date	10/1/2012	07.12.2023	1.49 EUR	Universal-Inv. (LU)	
KESt report funds	Yes	08.01.2020	0.21 EUR	15, rue de Flaxweiler, 6776, Grevenmacher	
Business year start	01.10.	15.02.2017	0.04 EUR	Luxembourg	
Sustainability type	Ethics/ecology	10.02.2015	0.18 EUR	https://www.universal-investment.com	
Fund manager	Constantin Prinz zu Salm-Salm, Benedikt Graf von Neipperg	10.02.2014	0.08 EUR		

Performance	1M	6M	YTD	1Y	2Y	3Y	5Y	Since start
Performance	+0.93%	+3.85%	+2.85%	+2.98%	+4.30%	-15.25%	+6.13%	+29.84%
Performance p.a.	-	-	-	+2.99%	+2.13%	-5.36%	+1.20%	+1.92%
Sharpe ratio	2.02	0.72	0.25	-0.11	-0.22	-1.15	-0.31	-0.28
Volatility	4.49%	5.78%	5.93%	6.39%	7.15%	7.86%	8.19%	6.32%
Worst month	-	-1.62%	-1.62%	-3.33%	-5.53%	-5.53%	-7.95%	-7.95%
Best month	-	1.80%	3.62%	5.35%	5.35%	5.35%	5.35%	5.35%
Maximum loss	-1.22%	-2.40%	-2.40%	-9.04%	-10.11%	-25.59%	-26.59%	-

Distribution permission

Austria, Germany, Switzerland

<sup>1</sup> Important note on update status: The displayed date refers exclusively to the calculation of the NAV.

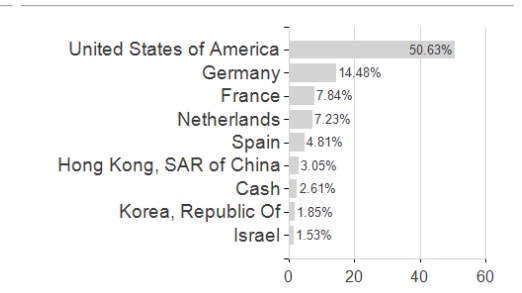
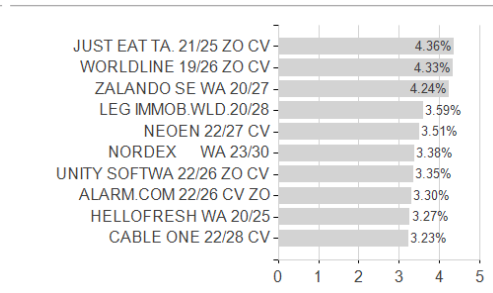
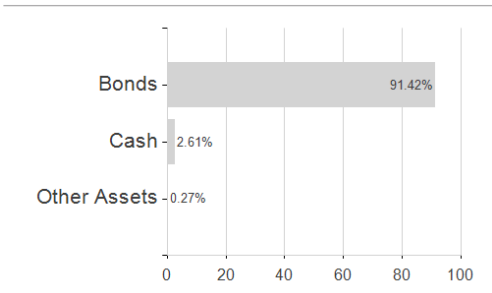
<sup>2</sup> The Mountain-View Data Fund Rating calculates a comparative ranking for funds using yield, volatility and trend data. For more information visit [MVD Funds Rating](#)

<sup>3</sup> Displays the Ethical-Dynamical Ratio calculated according to standard criteria. The maximum value is 100. For more information visit [EDA](#)

**Salm-Nachhaltige Wandelanleihen GI.I EUR / LU0535037997 / A1C323 / Universal-Inv. (LU)**

Assessment Structure

Assets Largest positions Countries



Issuer

Duration

Currencies

