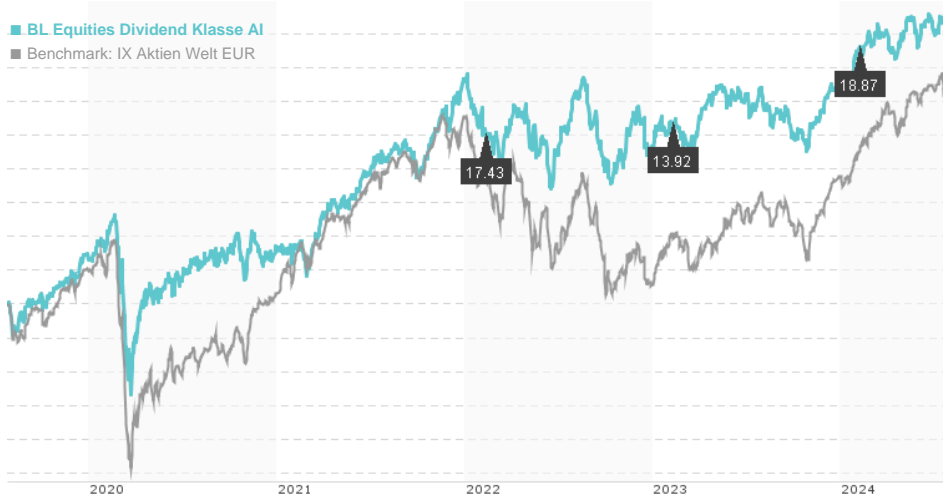


BL Equities Dividend Klasse AI / LU0495663105 / A1CVAU / BLI - Ban.d.Lux.Inv.

Last 07/24/2024 ¹	Region	Branch	Type of yield	Type
1194.44 EUR	Worldwide	Mixed Sectors	paying dividend	Equity Fund



Risk key figures

SRI	1	2	3	4	5	6	7
Mountain-View Funds Rating ²	EDA ³						
	67						

Yearly Performance

2023	+8.55%
2022	-8.17%
2021	+22.53%
2020	+1.76%
2019	+24.94%

Master data		Conditions		Other figures	
Fund type	Single fund	Issue surcharge	5.00%	Minimum investment	EUR 1,000,000.00
Category	Equity	Planned administr. fee	0.00%	Savings plan	-
Sub category	Mixed Sectors	Deposit fees	0.04%	UCITS / OGAW	Yes
Fund domicile	Luxembourg	Redemption charge	0.00%	Performance fee	0.00%
Tranch volume	(07/24/2024) EUR 18.65 mill.	Ongoing charges	-	Redeployment fee	0.00%
Total volume	(07/24/2024) EUR 776.16 mill.	Dividends		Investment company	
Launch date	11/4/2010	06.02.2024	18.87 EUR	BLI - Ban.d.Lux.Inv.	
KESt report funds	Yes	07.02.2023	13.92 EUR	14, boulevard Royal, 2449, Luxembourg	
Business year start	01.10.	08.02.2022	17.43 EUR	Luxembourg	
Sustainability type	-	09.02.2021	15.71 EUR	https://www.banquedeluxembourg.com	
Fund manager	Guy Wagner, Jeremie Fastnacht	04.02.2020	17.69 EUR		

Performance	1M	6M	YTD	1Y	2Y	3Y	5Y	Since start
Performance	+0.09%	+7.74%	+7.47%	+9.38%	+11.92%	+17.00%	+42.34%	+176.95%
Performance p.a.	-	-	-	+9.35%	+5.79%	+5.38%	+7.31%	+7.70%
Sharpe ratio	-0.41	1.69	1.40	0.76	0.24	0.18	0.30	0.40
Volatility	6.47%	7.34%	7.19%	7.45%	8.95%	9.70%	12.06%	10.02%
Worst month	-	-1.12%	-1.12%	-2.72%	-5.50%	-5.50%	-6.04%	-7.90%
Best month	-	2.82%	2.82%	4.12%	6.58%	6.58%	8.02%	8.02%
Maximum loss	-1.75%	-3.65%	-3.65%	-7.20%	-11.79%	-12.60%	-23.41%	-

Distribution permission

Austria, Germany, Switzerland

¹ Important note on update status: The displayed date refers exclusively to the calculation of the NAV.

² The Mountain-View Data Fund Rating calculates a comparative ranking for funds using yield, volatility and trend data. For more information visit [MVD Funds Rating](#)

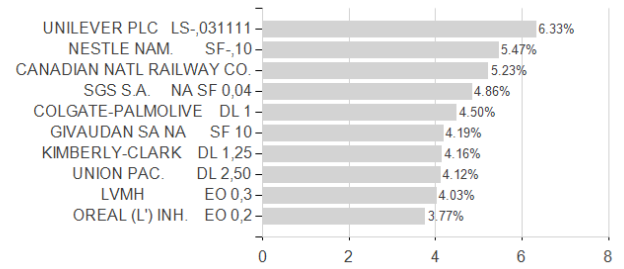
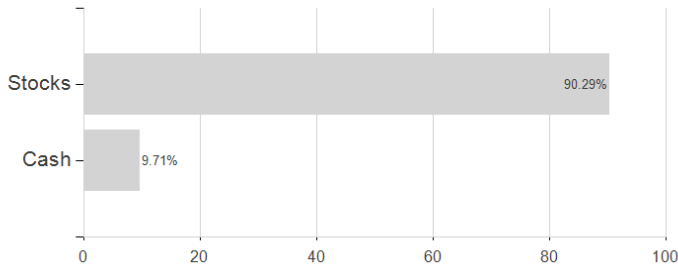
³ Displays the Ethical-Dynamical Ratio calculated according to standard criteria. The maximum value is 100. For more information visit [EDA](#)

BL Equities Dividend Klasse AI / LU0495663105 / A1CVAU / BLI - Ban.d.Lux.Inv.

Assessment Structure

Assets

Largest positions



Countries

Branches

Currencies

