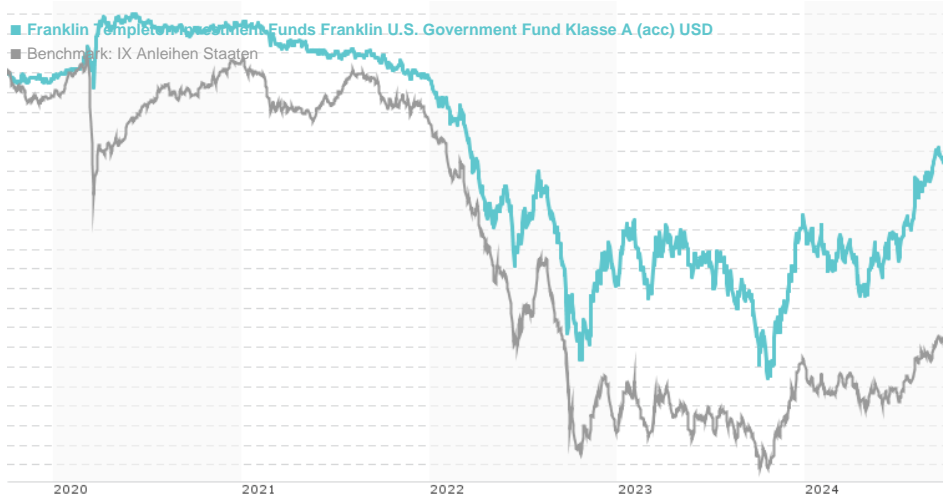


Franklin Templeton Investment Funds Franklin U.S. Government Fund Klasse A (acc) USD / LU0543330301 / A1C51Z /

Last 10/02/2024 ¹	Country	Branch	Type of yield	Type
11.04 USD	United States of America	Government Bonds	reinvestment	Fixed-Income Fund



Risk key figures

SRI 1 2 3 4 5 6 7

Mountain-View Funds Rating² EDA³



Yearly Performance

2023	+3.49%
2022	-10.50%
2021	-2.70%
2020	+2.78%
2019	+4.92%

Master data	Conditions	Other figures
-------------	------------	---------------

Fund type	Single fund	Issue surcharge	5.00%	Minimum investment	EUR 1,000.00
Category	Bonds	Planned administr. fee	0.00%	Savings plan	-
Sub category	Government Bonds	Deposit fees	0.14%	UCITS / OGAW	Yes
Fund domicile	Luxembourg	Redemption charge	0.00%	Performance fee	0.00%
Tranch volume	(08/30/2024) USD 82.42 mill.	Ongoing charges	-	Redeployment fee	0.00%
Total volume	(08/30/2024) USD 839.99 mill.	Dividends		Investment company	
Launch date	9/30/2010	Franklin Templeton			
KESt report funds	Yes	Schottenring 16, 2.OG, 1010, Wien			
Business year start	01.07.	Austria			
Sustainability type	-	https://www.franklintempleton.at			
Fund manager	Paul Varunok, Neil Dhruv				

Performance	1M	6M	YTD	1Y	2Y	3Y	5Y	Since start
Performance	+0.64%	+5.54%	+3.47%	+11.07%	+8.13%	-5.32%	-4.33%	+10.40%
Performance p.a.	-	-	-	+11.03%	+3.99%	-1.81%	-0.88%	+0.71%
Sharpe ratio	1.51	1.41	0.24	1.16	0.10	-0.76	-0.78	-0.70
Volatility	3.36%	5.74%	5.87%	6.76%	7.08%	6.66%	5.32%	3.61%
Worst month	-	-2.75%	-2.75%	-2.75%	-3.00%	-4.78%	-4.78%	-4.78%
Best month	-	2.38%	3.89%	4.37%	4.37%	4.37%	4.37%	4.37%
Maximum loss	-0.81%	-2.38%	-4.03%	-4.48%	-8.70%	-16.30%	-17.98%	-

Distribution permission

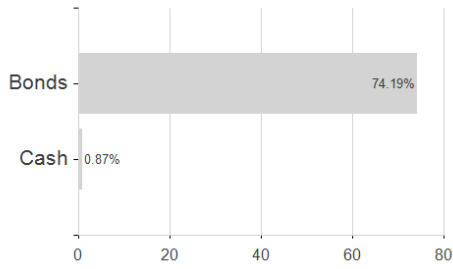
Austria, Germany, Switzerland, United Kingdom, Czech Republic

1 Important note on update status: The displayed date refers exclusively to the calculation of the NAV.
 2 The Mountain-View Data Fund Rating calculates a comparative ranking for funds using yield, volatility and trend data. For more information visit [MVD Funds Rating](#)
 3 Displays the Ethical-Dynamical Ratio calculated according to standard criteria. The maximum value is 100. For more information visit [EDA](#)

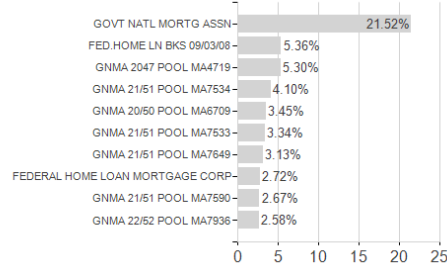
Franklin Templeton Investment Funds Franklin U.S. Government Fund Klasse A (acc) USD / LU0543330301 / A1C51Z /

Assessment Structure

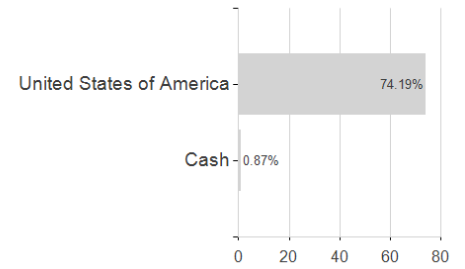
Assets



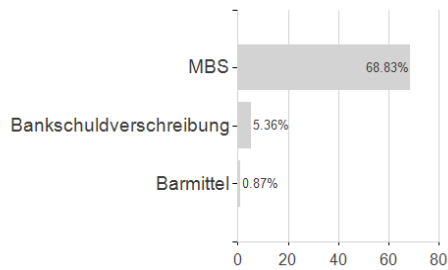
Largest positions



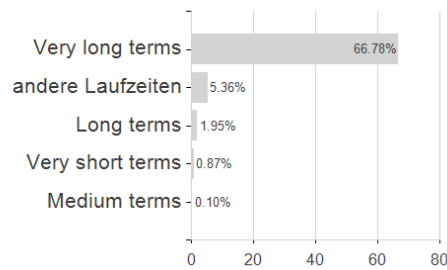
Countries



Issuer



Duration



Currencies

