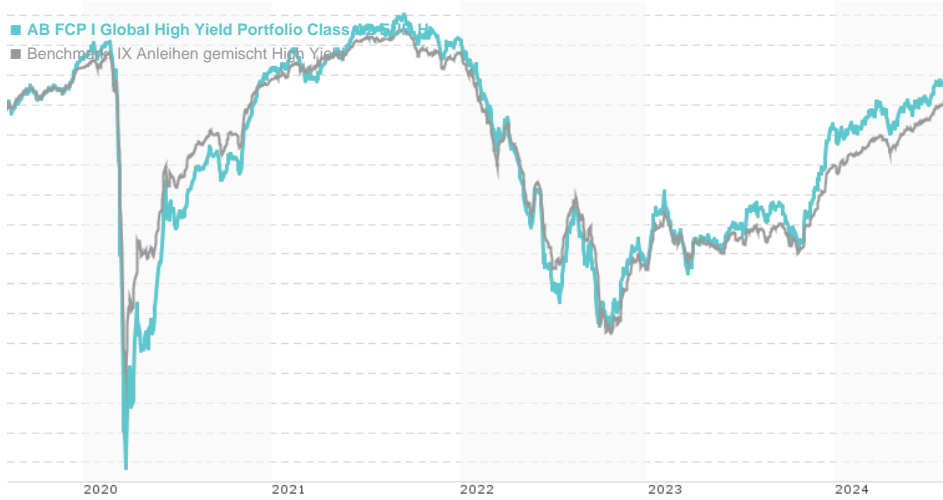


AB FCP I Global High Yield Portfolio Class A2 EUR H / LU0448068782 / A0YJFA / AllianceBernstein LU

Last 08/02/2024 <sup>1</sup>	Region	Branch	Type of yield	Type
24.12 EUR	Worldwide	Bonds: Mixed	reinvestment	Fixed-Income Fund



Risk key figures

SRI	1	2	3	4	5	6	7
Mountain-View Funds Rating <sup>2</sup>	EDA <sup>3</sup>						
	71						

Yearly Performance

2023	+10.40%
2022	-14.64%
2021	+1.93%
2020	-0.57%
2019	+10.13%

Master data		Conditions		Other figures	
-------------	--	------------	--	---------------	--

Fund type	Single fund	Issue surcharge	5.00%	Minimum investment	EUR 2,000.00
Category	Bonds	Planned administr. fee	0.00%	Savings plan	-
Sub category	Bonds: Mixed	Deposit fees	0.00%	UCITS / OGAW	Yes
Fund domicile	Luxembourg	Redemption charge	0.00%	Performance fee	0.00%
Tranch volume	(08/02/2024) USD 79.26 mill.	Ongoing charges	-	Redeployment fee	0.00%
Total volume	(08/02/2024) USD 15,705.82 mill.	<b>Dividends</b>		<b>Investment company</b>	
Launch date	12/15/2009	AllianceBernstein LU			
KESr report funds	Yes	2-4, rue Eugene Ruppert, 2453, Luxembourg			
Business year start	01.09.	Luxembourg			
Sustainability type	-	https://www.alliancebernstein.com			

Fund manager: Christian DiClementi, Gershon Distenfeld, Fahd Malik, Matthew S. Sheridan, Will Smith

Performance	1M	6M	YTD	1Y	2Y	3Y	5Y	Since start
Performance	+1.60%	+3.08%	+3.25%	+9.49%	+11.10%	-3.52%	+1.26%	+60.80%
Performance p.a.	-	-	-	+9.46%	+5.40%	-1.19%	+0.25%	+3.30%
Sharpe ratio	7.21	0.75	0.55	1.37	0.33	-0.88	-0.45	-0.06
Volatility	2.35%	3.53%	3.61%	4.27%	5.30%	5.51%	7.61%	5.39%
Worst month	-	-1.43%	-1.43%	-1.51%	-5.16%	-7.02%	-18.67%	-18.67%
Best month	-	1.56%	3.64%	4.55%	4.55%	4.55%	5.47%	5.47%
Maximum loss	-0.33%	-2.14%	-2.14%	-3.20%	-9.11%	-19.94%	-27.49%	-

Distribution permission

Austria, Germany, Switzerland, United Kingdom, Luxembourg

<sup>1</sup> Important note on update status: The displayed date refers exclusively to the calculation of the NAV.

## AB FCP I Global High Yield Portfolio Class A2 EUR H / LU0448068782 / A0YJFA / AllianceBernstein LU

2 The Mountain-View Data Fund Rating calculates a comparative ranking for funds using yield, volatility and trend data. For more information visit [MVD Funds Rating](#)

### Investment strategy

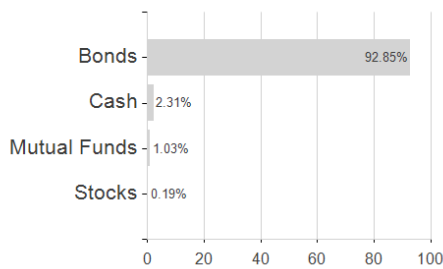
Under normal circumstances, the Portfolio invests mainly in highyielding, lower-rated (below Investment Grade) and therefore riskier debt securities of issuers anywhere in the world. In selecting its investments the Portfolio will put an emphasis on corporate issuers in the US and corporate and governmental issuers in emerging market countries. It aims to evaluate securities based on the financial health of the issuer as well as any economic or political conditions that could affect a security's performance. The Portfolio may have exposure to currencies other than US Dollar, including emerging market currencies.

### Investment goal

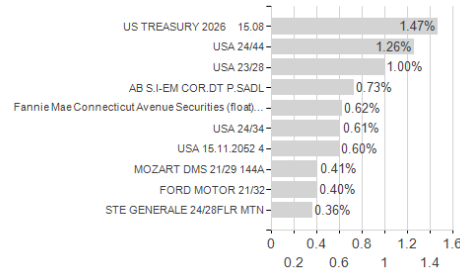
The Portfolio seeks to achieve a high return on your investment, both by earning high income and by increasing the value of your investment over the long term.

### Assessment Structure

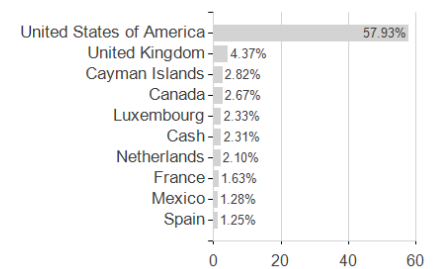
#### Assets



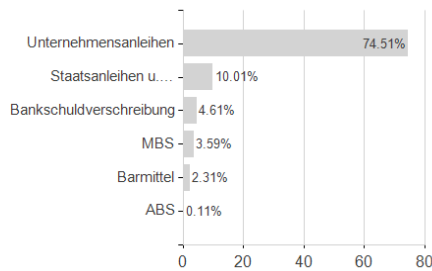
#### Largest positions



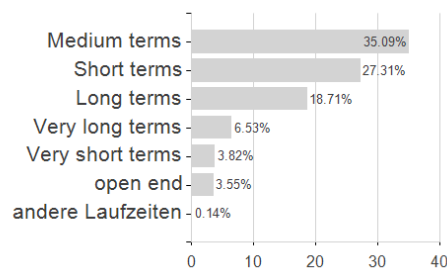
#### Countries



#### Issuer



#### Duration



#### Currencies

