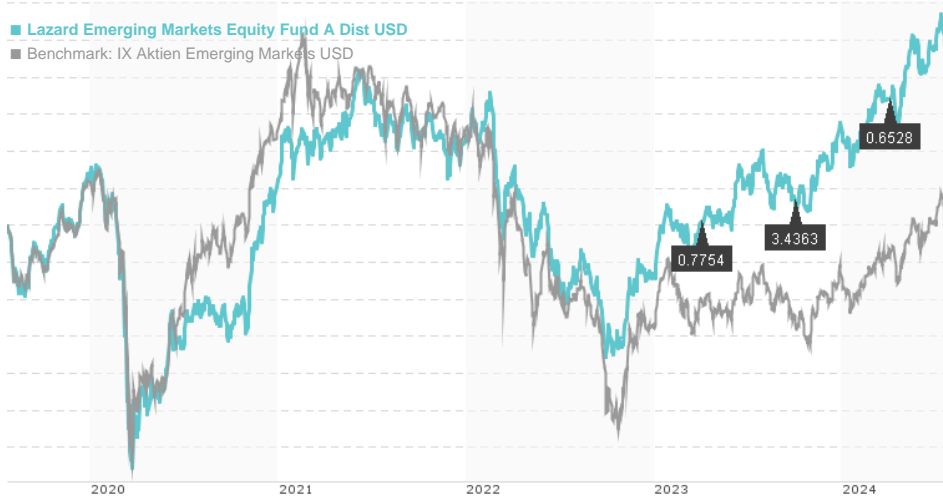


Lazard Emerging Markets Equity Fund A Dist USD / IE00B1L6MF22 / A0NBFT / Lazard Fund M. (IE)

| | | | | |
|------------------------------|------------------|---------------|-----------------|-------------|
| Last 07/23/2024 ¹ | Region | Branch | Type of yield | Type |
| 125.06 USD | Emerging Markets | Mixed Sectors | paying dividend | Equity Fund |



Risk key figures

| | | | | | | | |
|---|---|---|---|---|---|---|------------------|
| SRI | 1 | 2 | 3 | 4 | 5 | 6 | 7 |
| Mountain-View Funds Rating ² | | | | | | | EDA ³ |
| | | | | | | | 78 |

Yearly Performance

| | |
|------|---------|
| 2023 | +22.54% |
| 2022 | -16.56% |
| 2021 | +4.90% |
| 2020 | -0.47% |
| 2019 | +17.44% |

| Master data | | Conditions | | Other figures | |
|---------------------|--|------------------------|----------|--------------------------|----------------|
| Fund type | Single fund | Issue surcharge | 3.00% | Minimum investment | USD 250,000.00 |
| Category | Equity | Planned administr. fee | 0.00% | Savings plan | - |
| Sub category | Mixed Sectors | Deposit fees | 0.00% | UCITS / OGAW | Yes |
| Fund domicile | Ireland | Redemption charge | 2.00% | Performance fee | 0.00% |
| Tranch volume | (07/23/2024) USD 23.26 mill. | Ongoing charges | - | Redeployment fee | 0.00% |
| Total volume | (07/23/2024) USD 209.65 mill. | Dividends | | Investment company | |
| Launch date | 3/23/2007 | 02.04.2024 | 0.65 USD | Lazard Fund M. (IE) | |
| KESt report funds | Yes | 02.10.2023 | 3.44 USD | | |
| Business year start | 01.04. | 03.04.2023 | 0.78 USD | Ireland | |
| Sustainability type | - | 03.10.2022 | 3.94 USD | http://www.lazardnet.com | |
| Fund manager | Donald, Chopra, Chung, Emelianova, Floyd, Ramachandran, Shrestha, Wulfsohn | 01.04.2022 | 0.66 USD | | |

| Performance | 1M | 6M | YTD | 1Y | 2Y | 3Y | 5Y | Since start |
|------------------|--------|---------|--------|---------|---------|---------|---------|-------------|
| Performance | +0.94% | +14.44% | +9.68% | +16.27% | +35.06% | +10.39% | +24.99% | +78.70% |
| Performance p.a. | - | - | - | +16.27% | +16.24% | +3.35% | +4.56% | +3.40% |
| Sharpe ratio | 0.91 | 2.40 | 1.22 | 1.06 | 0.97 | -0.03 | 0.05 | -0.02 |
| Volatility | 9.64% | 11.39% | 11.74% | 11.87% | 12.90% | 14.06% | 17.83% | 19.18% |
| Worst month | - | -3.47% | -3.47% | -4.38% | -10.96% | -10.96% | -20.18% | -27.95% |
| Best month | - | 4.51% | 4.51% | 7.07% | 14.06% | 14.06% | 14.31% | 18.15% |
| Maximum loss | -3.15% | -5.03% | -5.03% | -7.74% | -15.11% | -30.33% | -37.86% | - |

Distribution permission

Austria, Germany, Switzerland, United Kingdom

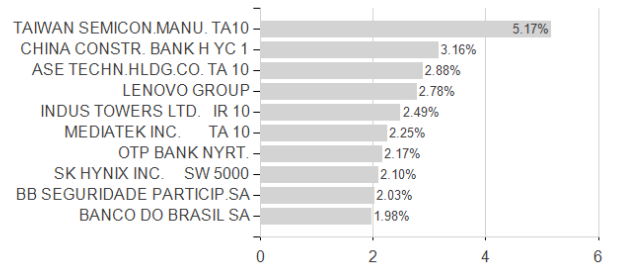
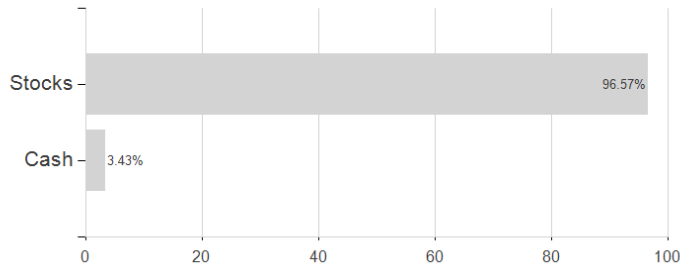
1 Important note on update status: The displayed date refers exclusively to the calculation of the NAV.
 2 The Mountain-View Data Fund Rating calculates a comparative ranking for funds using yield, volatility and trend data. For more information visit [MVD Funds Rating](#)
 3 Displays the Ethical-Dynamical Ratio calculated according to standard criteria. The maximum value is 100. For more information visit [EDA](#)

Lazard Emerging Markets Equity Fund A Dist USD / IE00B1L6MF22 / A0NBFT / Lazard Fund M. (IE)

Assessment Structure

Assets

Largest positions



Countries

Branches

Currencies

