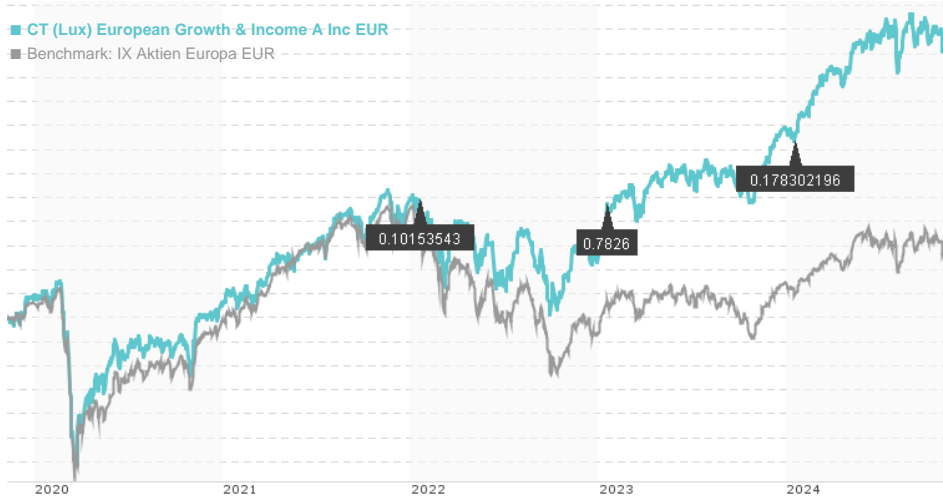


CT (Lux) European Growth & Income A Inc EUR / LU0515381530 / A1H7RS / Carne Gl. Fd. M.(LU)

Last 11/07/2024 ¹	Region	Branch	Type of yield	Type
28.66 EUR	Europe	Mixed Sectors	paying dividend	Equity Fund



Risk key figures

SRI	1	2	3	4	5	6	7
Mountain-View Funds Rating ²	EDA ³						
	80						

Yearly Performance

2023	+25.11%
2022	-10.44%
2021	+21.64%
2020	-1.40%
2019	+30.86%

Master data		Conditions		Other figures	
Fund type	Single fund	Issue surcharge	5.00%	Minimum investment	EUR 2,500.00
Category	Equity	Planned administr. fee	0.00%	Savings plan	-
Sub category	Mixed Sectors	Deposit fees	0.50%	UCITS / OGAW	Yes
Fund domicile	Luxembourg	Redemption charge	0.00%	Performance fee	0.00%
Tranch volume	(11/07/2024) EUR 6.11 mill.	Ongoing charges	-	Redeployment fee	0.00%
Total volume	-	Dividends		Investment company	
Launch date	9/30/2010	17.01.2024	0.18 EUR	Carne Gl. Fd. M.(LU)	
KESt report funds	Yes	17.01.2023	0.78 EUR	3 Rue Jean Piret, 2350, Luxembourg	
Business year start	01.10.	17.01.2022	0.10 EUR	Luxembourg	
Sustainability type	-	15.01.2021	0.01 EUR	www.carnegroup.com	
Fund manager	David Moss	21.01.2020	0.15 EUR		

Performance	1M	6M	YTD	1Y	2Y	3Y	5Y	Since start
Performance	-0.24%	+1.60%	+12.76%	+22.83%	+43.16%	+25.65%	+57.36%	+234.70%
Performance p.a.	-	-	-	+22.76%	+19.62%	+7.91%	+9.48%	+8.94%
Sharpe ratio	-0.61	0.01	1.10	1.86	1.39	0.33	0.37	0.37
Volatility	9.59%	12.11%	11.03%	10.62%	11.91%	14.96%	17.25%	15.75%
Worst month	-	-3.38%	-3.38%	-3.38%	-3.38%	-7.68%	-15.32%	-15.32%
Best month	-	3.38%	4.19%	7.20%	10.10%	10.10%	13.36%	13.36%
Maximum loss	-3.32%	-6.95%	-6.95%	-6.95%	-6.95%	-20.50%	-35.71%	-

Distribution permission

Austria, Germany, Switzerland, United Kingdom, Luxembourg, Czech Republic

¹ Important note on update status: The displayed date refers exclusively to the calculation of the NAV.

² The Mountain-View Data Fund Rating calculates a comparative ranking for funds using yield, volatility and trend data. For more information visit [MVD Funds Rating](#)

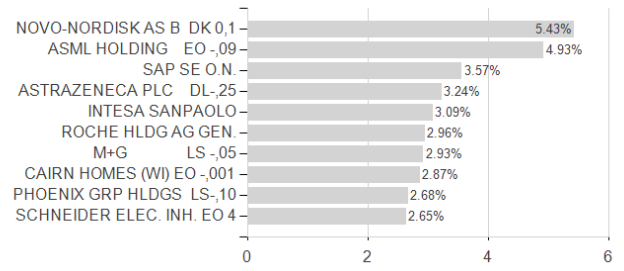
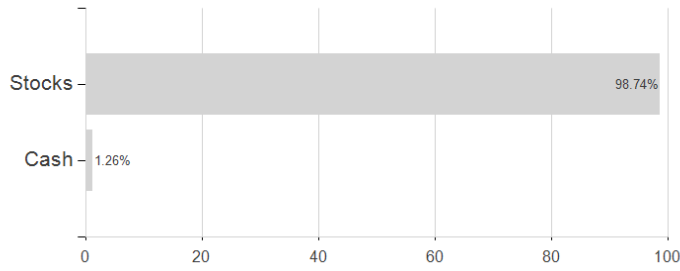
³ Displays the Ethical-Dynamical Ratio calculated according to standard criteria. The maximum value is 100. For more information visit [EDA](#)

CT (Lux) European Growth & Income A Inc EUR / LU0515381530 / A1H7RS / Carne GI. Fd. M.(LU)

Assessment Structure

Assets

Largest positions



Countries

Branches

Currencies

