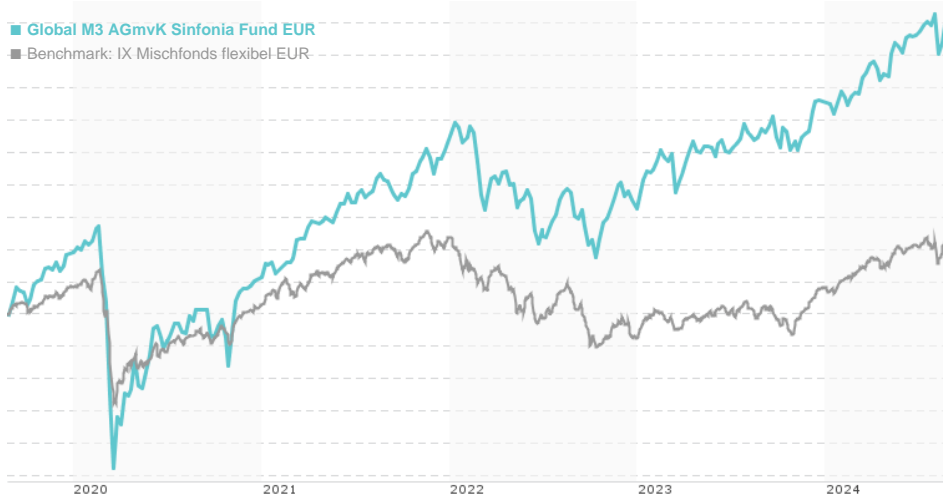


Global M3 AGmvK Sinfonia Fund EUR / LI0105344415 / A0YBKB / Ahead Wealth Sol.

Last 08/21/2024 ¹	Region	Branch	Type of yield	Type
259.94 EUR	Worldwide	Mixed fund/flexible	reinvestment	Mixed Fund



Risk key figures

SRI	1	2	3	4	5	6	7
Mountain-View Funds Rating ²	EDA ³						
	67						

Yearly Performance

2023	+14.39%
2022	-8.77%
2021	+20.55%
2020	-3.40%
2019	+24.39%

Master data		Conditions		Other figures	
Fund type	Single fund	Issue surcharge	5.00%	Minimum investment	UNT 1
Category	Mixed Fund	Planned administr. fee	0.00%	Savings plan	-
Sub category	Mixed fund/flexible	Deposit fees	0.00%	UCITS / OGAW	-
Fund domicile	Liechtenstein	Redemption charge	1.00%	Performance fee	10.00%
Tranch volume	(08/21/2024) EUR 88.80 mill.	Ongoing charges	-	Redeployment fee	0.00%
Total volume	(08/21/2024) EUR 88.80 mill.	Dividends		Investment company	
Launch date	10/12/2009	Ahead Wealth Sol.			
KESt report funds	Yes	Austrasse 37, 9490, Vaduz			
Business year start	01.07.	Liechtenstein			
Sustainability type	-	https://www.ahead.li			
Fund manager	-				

Performance	1M	6M	YTD	1Y	2Y	3Y	5Y	Since start
Performance	-0.11%	+8.19%	+8.62%	+13.61%	+21.59%	+19.66%	+43.67%	+159.94%
Performance p.a.	-	-	-	+13.65%	+10.30%	+6.18%	+7.51%	+6.64%
Sharpe ratio	-0.28	1.50	1.27	1.13	0.68	0.25	0.26	0.24
Volatility	17.93%	9.05%	8.54%	8.97%	9.94%	10.38%	15.15%	12.97%
Worst month	-	-1.20%	-1.20%	-1.56%	-3.90%	-4.85%	-20.67%	-20.67%
Best month	-	3.26%	3.74%	3.74%	5.51%	5.51%	12.97%	12.97%
Maximum loss	-4.20%	-4.20%	-4.20%	-4.20%	-8.48%	-16.05%	-33.04%	-

¹ Important note on update status: The displayed date refers exclusively to the calculation of the NAV.

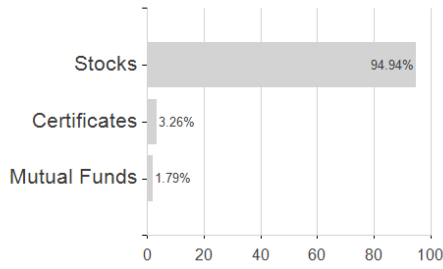
² The Mountain-View Data Fund Rating calculates a comparative ranking for funds using yield, volatility and trend data. For more information visit [MVD Funds Rating](#)

³ Displays the Ethical-Dynamical Ratio calculated according to standard criteria. The maximum value is 100. For more information visit [EDA](#)

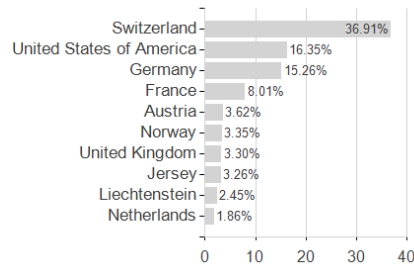
Global M3 AGmvK Sinfonia Fund EUR / LI0105344415 / A0YBKB / Ahead Wealth Sol.

Assessment Structure

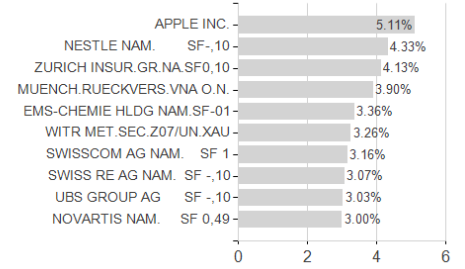
Assets



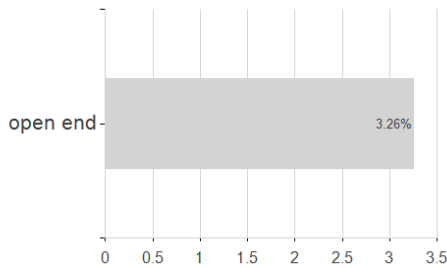
Countries



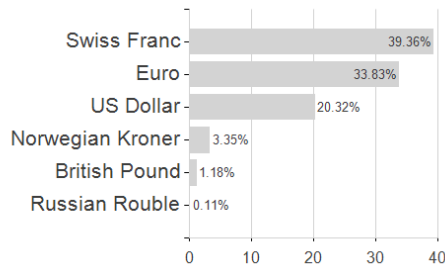
Largest positions



Duration



Currencies



Branches

