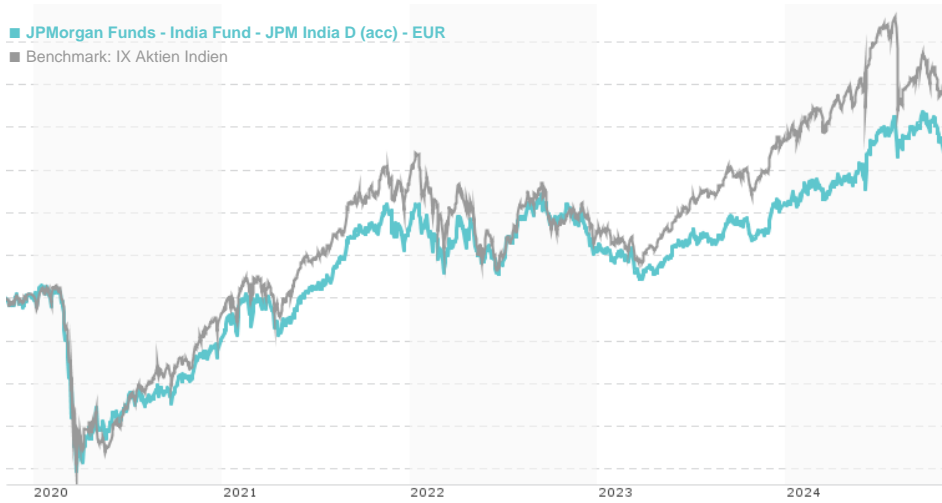


JPMorgan Funds - India Fund - JPM India D (acc) - EUR / LU0522352516 / A1C1GE / JPMorgan AM (EU)

Last 11/07/2024 ¹	Country	Branch	Type of yield	Type
152.92 EUR	India	Mixed Sectors	reinvestment	Equity Fund

JPMorgan Funds - India Fund - JPM India D (acc) - EUR
Benchmark: IX Aktien Indien



Risk key figures

SRI	1	2	3	4	5	6	7
Mountain-View Funds Rating ²	EDA ³						
	67						

Yearly Performance

2023	+10.17%
2022	-5.37%
2021	+29.01%
2020	-8.64%
2019	+3.64%

Master data		Conditions		Other figures	
Fund type	Single fund	Issue surcharge	5.00%	Minimum investment	USD 5,000.00
Category	Equity	Planned administr. fee	0.00%	Savings plan	-
Sub category	Mixed Sectors	Deposit fees	0.00%	UCITS / OGAW	Yes
Fund domicile	Luxembourg	Redemption charge	0.50%	Performance fee	0.00%
Tranch volume	(11/07/2024) USD 51.12 mill.	Ongoing charges	-	Redeployment fee	0.00%
Total volume	(11/07/2024) USD 648.85 mill.	Dividends		Investment company	
Launch date	7/13/2010	JPMorgan AM (EU)			
KESt report funds	Yes	PO Box 275, 2012, Luxembourg			
Business year start	01.07.	Luxembourg			
Sustainability type	-	https://www.jpmorganassetmanagement.de			
Fund manager	Amit Mehta, Sandip Patodia				

Performance	1M	6M	YTD	1Y	2Y	3Y	5Y	Since start
Performance	-1.63%	+7.21%	+11.85%	+18.12%	+12.81%	+13.86%	+35.40%	+93.35%
Performance p.a.	-	-	-	+18.07%	+6.21%	+4.42%	+6.24%	+4.71%
Sharpe ratio	-1.20	0.73	0.76	1.08	0.26	0.10	0.16	0.08
Volatility	17.15%	16.22%	14.52%	13.94%	12.16%	14.27%	20.12%	19.90%
Worst month	-	-3.82%	-3.82%	-3.82%	-8.17%	-8.17%	-29.53%	-29.53%
Best month	-	8.31%	8.31%	8.31%	8.31%	9.16%	14.34%	17.32%
Maximum loss	-5.65%	-6.55%	-6.55%	-6.55%	-13.82%	-15.91%	-42.24%	-

Distribution permission

Austria, Germany, Switzerland, United Kingdom, Luxembourg, Czech Republic

¹ Important note on update status: The displayed date refers exclusively to the calculation of the NAV.

² The Mountain-View Data Fund Rating calculates a comparative ranking for funds using yield, volatility and trend data. For more information visit [MVD Funds Rating](#)

³ Displays the Ethical-Dynamical Ratio calculated according to standard criteria. The maximum value is 100. For more information visit [EDA](#)

JPMorgan Funds - India Fund - JPM India D (acc) - EUR / LU0522352516 / A1C1GE / JPMorgan AM (EU)

Investment strategy

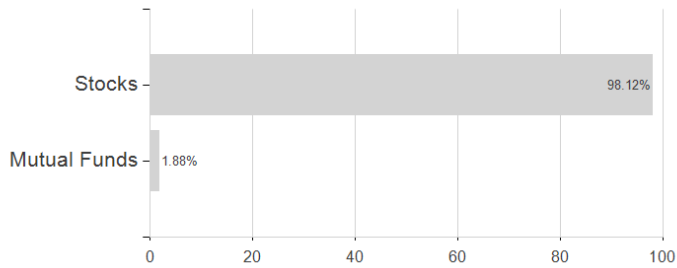
At least 67% of assets invested in equities of companies that are domiciled, or carrying out the main part of their economic activity, in India. The Sub-Fund may also invest in Pakistan, Sri Lanka and Bangladesh. The Sub-Fund may be concentrated in a limited number of securities or sectors from time to time. A Mauritius Subsidiary, wholly-owned by JPMorgan Funds, may be used to facilitate an efficient means of investing.

Investment goal

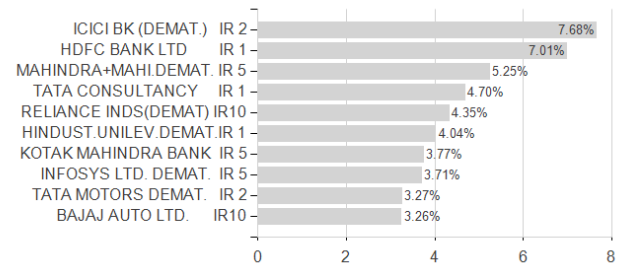
To provide long-term capital growth by investing primarily in Indian companies.

Assessment Structure

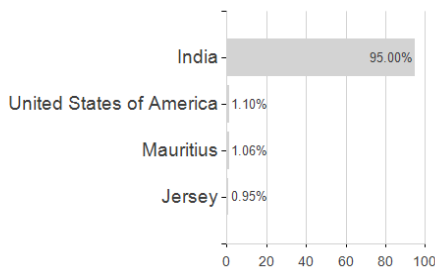
Assets



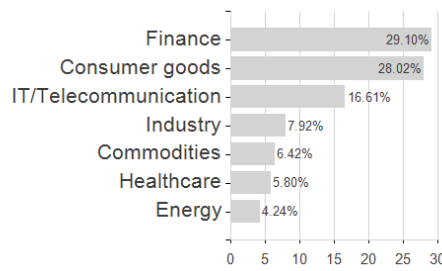
Largest positions



Countries



Branches



Currencies

