

JSS Sustainable Equity - Europe P EUR acc / LU0484532444 / A1CSKH / J.S.Sarasin Fd.M. LU

Last 07/23/2024 ¹	Region	Branch	Type of yield	Type
132.49 EUR	Europe	Mixed Sectors	reinvestment	Equity Fund



Risk key figures

SRI	1	2	3	4	5	6	7
Mountain-View Funds Rating ²	EDA ³						
	69						

Yearly Performance

2023	+12.62%
2022	-11.93%
2021	+20.31%
2020	-4.55%
2019	+24.11%

Master data		Conditions		Other figures	
Fund type	Single fund	Issue surcharge	3.00%	Minimum investment	UNT 0
Category	Equity	Planned administr. fee	0.00%	Savings plan	-
Sub category	Mixed Sectors	Deposit fees	0.10%	UCITS / OGAW	Yes
Fund domicile	Luxembourg	Redemption charge	0.00%	Performance fee	0.00%
Tranch volume	(07/23/2024) EUR 11.52 mill.	Ongoing charges	-	Redeployment fee	0.00%
Total volume	(06/28/2024) EUR 45.51 mill.	Dividends		Investment company	
Launch date	3/17/2010	J.S.Sarasin Fd.M. LU			
KESt report funds	Yes	17-21, Boulevard Joseph II, 1840, Luxembourg			
Business year start	01.07.	Luxembourg			
Sustainability type	Ethics/ecology	http://www.jsafrasarasin.lu/internet/lu/			
Fund manager	Christoph Lang, Marcel Voogd				

Performance	1M	6M	YTD	1Y	2Y	3Y	5Y	Since start
Performance	-1.16%	+8.36%	+6.38%	+9.19%	+19.12%	+10.45%	+27.60%	+116.03%
Performance p.a.	-	-	-	+9.19%	+9.16%	+3.36%	+4.99%	+5.51%
Sharpe ratio	-1.88	1.53	0.89	0.54	0.44	-0.02	0.08	0.11
Volatility	9.21%	9.01%	9.16%	10.14%	12.51%	14.13%	17.22%	16.44%
Worst month	-	-1.98%	-1.98%	-4.03%	-6.68%	-7.88%	-16.15%	-16.15%
Best month	-	3.00%	4.30%	6.72%	8.62%	8.62%	14.89%	14.89%
Maximum loss	-2.78%	-4.01%	-4.01%	-9.96%	-13.75%	-21.81%	-35.89%	-

Distribution permission

Austria, Germany, United Kingdom, Luxembourg

¹ Important note on update status: The displayed date refers exclusively to the calculation of the NAV.

² The Mountain-View Data Fund Rating calculates a comparative ranking for funds using yield, volatility and trend data. For more information visit [MVD Funds Rating](#)

³ Displays the Ethical-Dynamical Ratio calculated according to standard criteria. The maximum value is 100. For more information visit [EDA](#)

JSS Sustainable Equity - Europe P EUR acc / LU0484532444 / A1CSKH / J.S.Sarasin Fd.M. LU

Investment strategy

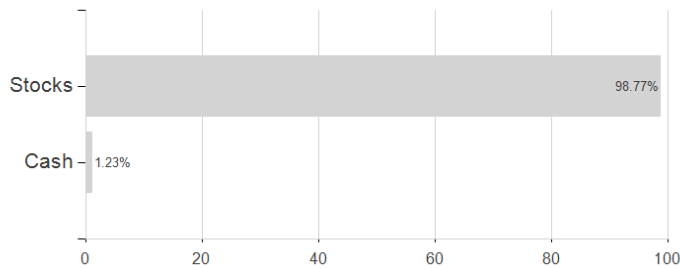
The Sub-Fund invests in companies which contribute to sustainable business practices. These companies distinguish themselves through their strategic focus on environmentally friendly, eco-efficient management and proactive shaping of relations with key stakeholders (e.g. employees, customers, financial backers, shareholders, public sector bodies, etc.). The Sub-Fund therefore invests in the industry leaders who take advantage of the concept of sustainable development as a strategic opportunity. Specific industries may be excluded. At least two thirds of the Sub-Fund's assets are invested in the shares of the companies which are either domiciled in Europe or whose business activities are concentrated in Europe or, in the case of holding companies, own stakes mainly in companies domiciled in Europe.

Investment goal

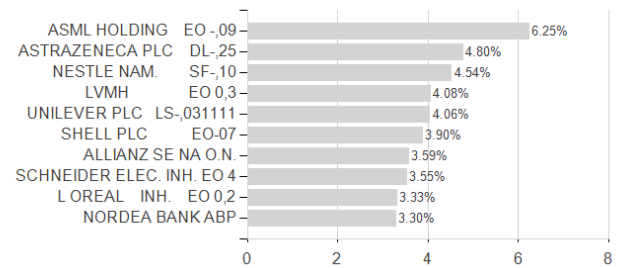
The investment objective of JSS Sustainable Equity - Europe (the "Sub-Fund") is long-term capital appreciation through a Europe-wide, diversified investment in equities.

Assessment Structure

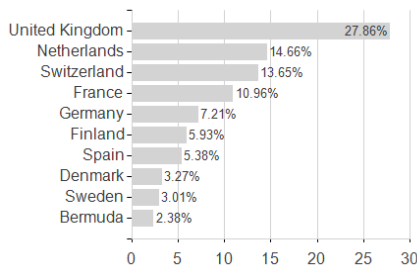
Assets



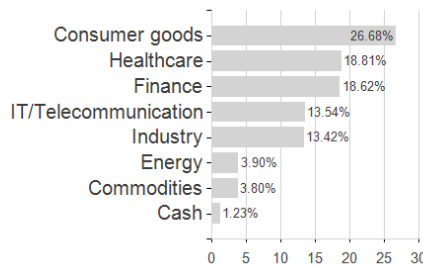
Largest positions



Countries



Branches



Currencies

