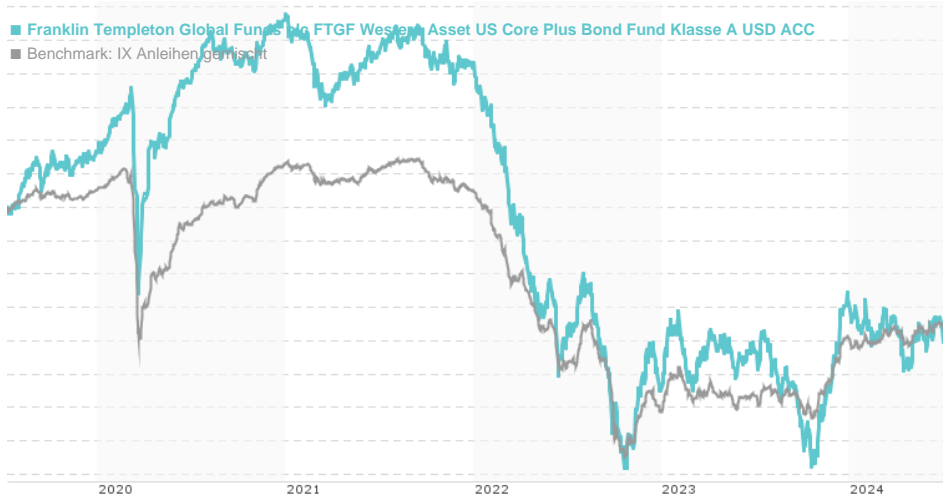


Franklin Templeton Global Funds plc FTGF Western Asset US Core Plus Bond Fund Klasse A USD ACC /

| | | | | |
|------------------------------|--------------------------|--------------|---------------|-------------------|
| Last 07/05/2024 ¹ | Country | Branch | Type of yield | Type |
| 147.65 USD | United States of America | Bonds: Mixed | reinvestment | Fixed-Income Fund |



Risk key figures

| | | | | | | | |
|---|------------------|---|---|---|---|---|---|
| SRI | 1 | 2 | 3 | 4 | 5 | 6 | 7 |
| Mountain-View Funds Rating ² | EDA ³ | | | | | | |
| | ▲ ▲ ▲ ▲ ▲ ▲ ▲ | | | | | | |

Yearly Performance

| | |
|------|---------|
| 2023 | +6.18% |
| 2022 | -18.10% |
| 2021 | -2.56% |
| 2020 | +7.99% |
| 2019 | +11.26% |

| Master data | | Conditions | | Other figures | |
|---------------------|--|-----------------------------------|-------|--------------------|--------------|
| Fund type | Single fund | Issue surcharge | 5.00% | Minimum investment | USD 1,000.00 |
| Category | Bonds | Planned administr. fee | 0.00% | Savings plan | - |
| Sub category | Bonds: Mixed | Deposit fees | 0.00% | UCITS / OGAW | Yes |
| Fund domicile | Ireland | Redemption charge | 0.00% | Performance fee | 0.00% |
| Tranch volume | (07/05/2024) USD 85.00 mill. | Ongoing charges | - | Redeployment fee | 0.00% |
| Total volume | (07/05/2024) USD 773.83 mill. | Dividends | | Investment company | |
| Launch date | 4/20/2007 | Franklin Templeton | | | |
| KESt report funds | No | Schottenring 16, 2.OG, 1010, Wien | | | |
| Business year start | 29.02. | Austria | | | |
| Sustainability type | - | https://www.franklintempleton.at | | | |
| Fund manager | Frederick Marki, Julien Scholnick, Ken Leech, Mark Lindbloom, Michael Buchanan, Bonnie Wongtrakool | | | | |

| Performance | 1M | 6M | YTD | 1Y | 2Y | 3Y | 5Y | Since start |
|------------------|--------|--------|--------|--------|---------|---------|---------|-------------|
| Performance | +0.19% | +0.18% | -1.28% | +3.32% | +0.28% | -15.00% | -6.71% | +47.65% |
| Performance p.a. | - | - | - | +3.32% | +0.14% | -5.27% | -1.38% | +2.29% |
| Sharpe ratio | -0.20 | -0.51 | -0.94 | -0.05 | -0.45 | -1.20 | -0.76 | -0.27 |
| Volatility | 6.75% | 6.58% | 6.59% | 7.74% | 7.98% | 7.48% | 6.72% | 5.35% |
| Worst month | - | -3.23% | -3.23% | -3.57% | -5.71% | -5.71% | -5.71% | -6.73% |
| Best month | - | 1.82% | 4.80% | 5.90% | 5.90% | 5.90% | 5.90% | 5.90% |
| Maximum loss | -1.58% | -4.52% | -4.52% | -8.84% | -12.21% | -23.95% | -24.39% | - |

Distribution permission

Austria, Germany, Switzerland, United Kingdom

¹ Important note on update status: The displayed date refers exclusively to the calculation of the NAV.

² The Mountain-View Data Fund Rating calculates a comparative ranking for funds using yield, volatility and trend data. For more information visit [MVD Funds Rating](#)

DISCLAIMER: The information on this page are for informational purposes only and should neither an offer to sell nor a solicitation for the purchase of the security or recommendation in favor of the security to be understood. baha GmbH assumes no liability despite thorough searches for the accuracy of the data.

Funds data from: www.mountain-view.com. Fact Sheet created by: www.baha.com

Franklin Templeton Global Funds plc FTGF Western Asset US Core Plus Bond Fund Klasse A USD ACC /

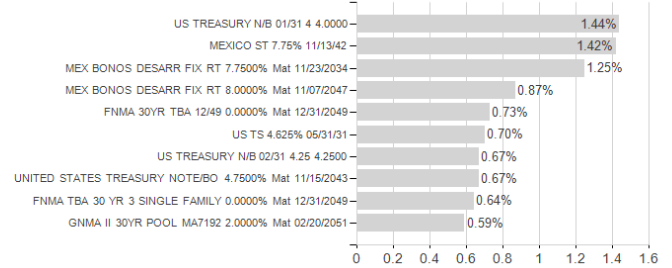
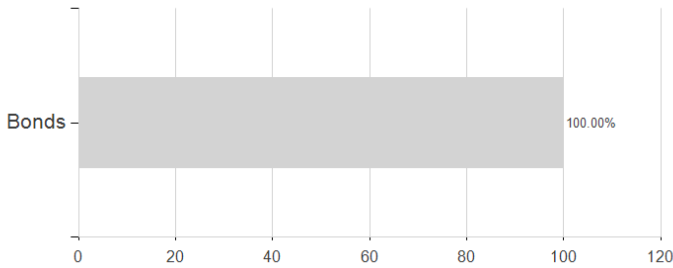
Investment goal

The Fund seeks to maximise total return through income and capital appreciation by investing at all times at least two-thirds of its Total Asset Value in debt securities across the major fixed-income sectors that are listed or traded in developed and emerging market countries. At least two-thirds of the Fund will be invested in securities of issuers registered in the US or that conduct a significant portion of their business activities in the US and rated at least BBB by S&P, or equivalent quality. At least two-thirds of the Total Asset Value will be denominated in US dollars.

Assessment Structure

Assets

Largest positions



Countries

Rating

Issuer

