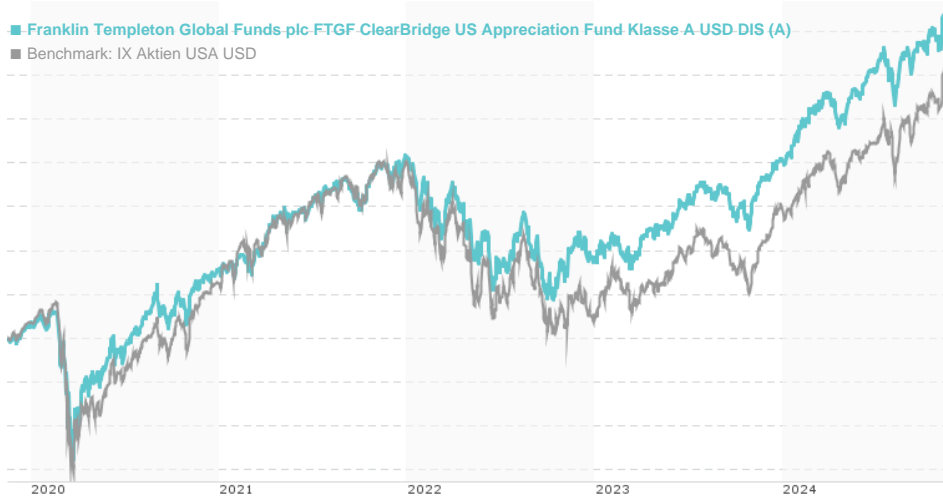


Franklin Templeton Global Funds plc FTGF ClearBridge US Appreciation Fund Klasse A USD DIS (A) / IE00B19ZB219

Last 11/14/2024 ¹	Country	Branch	Type of yield	Type
407.07 USD	United States of America	Mixed Sectors	paying dividend	Equity Fund



Risk key figures

SRI	1	2	3	4	5	6	7
Mountain-View Funds Rating ²	EDA ³						
	67						

Yearly Performance

2023	+18.91%
2022	-16.05%
2021	+21.79%
2020	+12.68%
2019	+27.63%

Master data		Conditions		Other figures	
Fund type	Single fund	Issue surcharge	5.00%	Minimum investment	USD 1,000.00
Category	Equity	Planned administr. fee	0.00%	Savings plan	-
Sub category	Mixed Sectors	Deposit fees	0.00%	UCITS / OGAW	Yes
Fund domicile	Ireland	Redemption charge	0.00%	Performance fee	0.00%
Tranch volume	(11/14/2024) USD 4.87 mill.	Ongoing charges	-	Redeployment fee	0.00%
Total volume	(11/14/2024) USD 194.71 mill.	Dividends		Investment company	
Launch date	4/20/2007	Franklin Templeton			
KESt report funds	No	Schottenring 16, 2.OG, 1010, Wien			
Business year start	29.02.	Austria			
Sustainability type	-	https://www.franklintempleton.at			
Fund manager	Scott Glasser, Michael Kagan, Stephen Rigo				

Performance	1M	6M	YTD	1Y	2Y	3Y	5Y	Since start
Performance	+1.54%	+11.45%	+22.75%	+28.26%	+44.47%	+24.02%	+74.26%	+432.40%
Performance p.a.	-	-	-	+28.17%	+20.17%	+7.44%	+11.73%	+8.49%
Sharpe ratio	1.28	1.79	2.15	2.37	1.50	0.29	0.45	0.33
Volatility	13.02%	11.72%	11.00%	10.63%	11.46%	15.35%	19.53%	16.67%
Worst month	-	-1.09%	-4.66%	-4.66%	-4.90%	-8.55%	-11.27%	-13.31%
Best month	-	4.73%	4.86%	7.35%	7.35%	7.75%	10.89%	10.89%
Maximum loss	-2.97%	-7.83%	-7.83%	-7.83%	-8.08%	-23.25%	-31.71%	-

Distribution permission

Austria, Germany, Switzerland, United Kingdom, Czech Republic

¹ Important note on update status: The displayed date refers exclusively to the calculation of the NAV.

² The Mountain-View Data Fund Rating calculates a comparative ranking for funds using yield, volatility and trend data. For more information visit [MVD Funds Rating](#)

³ Displays the Ethical-Dynamical Ratio calculated according to standard criteria. The maximum value is 100. For more information visit [EDA](#)

DISCLAIMER: The information on this page are for informational purposes only and should neither an offer to sell nor a solicitation for the purchase of the security or recommendation in favor of the security to be understood. baha GmbH assumes no liability despite thorough searches for the accuracy of the data.

Funds data from: www.mountain-view.com. Fact Sheet created by: www.baha.com

Franklin Templeton Global Funds plc FTGF ClearBridge US Appreciation Fund Klasse A USD DIS (A) / IE00B19ZB219

Investment strategy

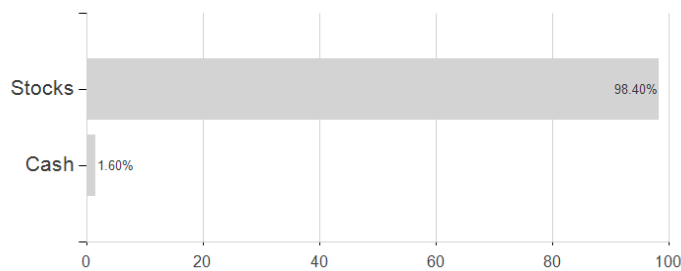
The Fund will invest at least 70% of its net asset value in equity securities of US companies, which are listed or traded on regulated markets in the United States listed in the Prospectus. The Fund's investments will include common stocks, preferred stocks and equity related securities. The investment manager will look for investments among a strong core of growth and value stocks, consisting mainly of blue-chip companies dominant in their industries. The Fund will invest in companies that the portfolio managers believe are undervalued and/or have the potential for solid growth. The Fund will mostly invest in shares of companies that are medium and large sized. The Fund may also invest in debt securities of US and non-US issuers, mortgage-backed or asset-backed securities. The Fund may invest in derivatives (financial instruments whose value is derived from the value of other assets), to help try to achieve the Fund's objective as well as to reduce risk or cost or to generate additional growth or income for the Fund.

Investment goal

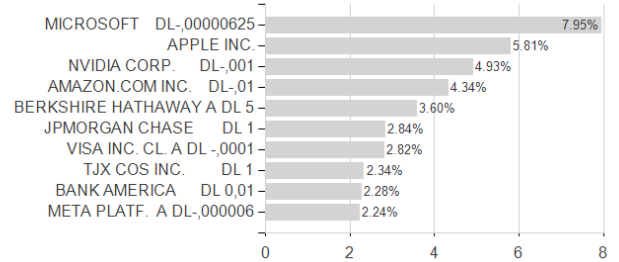
The Fund's investment objective is to generate long-term capital appreciation.

Assessment Structure

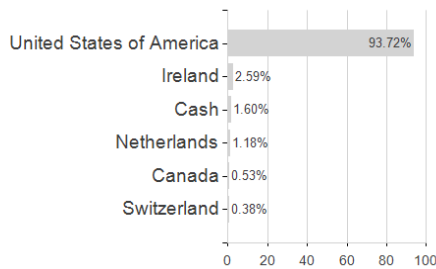
Assets



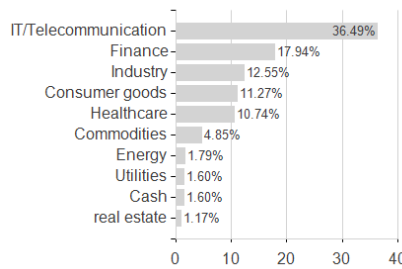
Largest positions



Countries



Branches



Currencies

