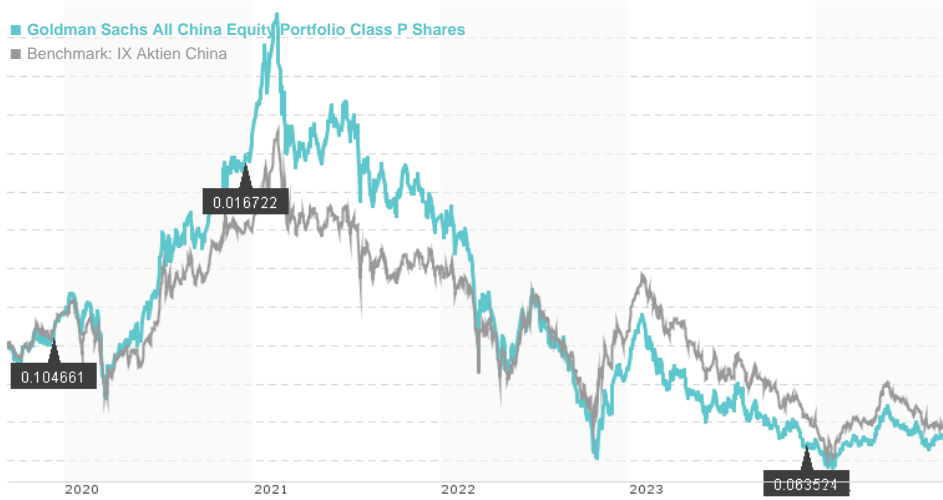


Goldman Sachs All China Equity Portfolio Class P Shares / LU0404926668 / A0RK48 / Goldman Sachs AM BV

Last 09/09/2024 ¹	Country	Branch	Type of yield	Type
12.00 USD	China	Mixed Sectors	paying dividend	Equity Fund



Risk key figures

SRI	1	2	3	4	5	6	7
Mountain-View Funds Rating ²	EDA ³						
	73						

Yearly Performance

2023	-19.24%
2022	-29.89%
2021	-13.49%
2020	+43.06%
2019	+30.39%

Master data		Conditions		Other figures	
Fund type	Single fund	Issue surcharge	5.50%	Minimum investment	USD 50,000.00
Category	Equity	Planned administr. fee	0.00%	Savings plan	-
Sub category	Mixed Sectors	Deposit fees	0.00%	UCITS / OGAW	Yes
Fund domicile	Luxembourg	Redemption charge	0.00%	Performance fee	0.00%
Tranch volume	(09/09/2024) USD 0.681 mill.	Ongoing charges	-	Redeployment fee	0.00%
Total volume	(09/09/2024) USD 24.06 mill.	Dividends		Investment company	
Launch date	3/3/2010	11.12.2023	0.06 USD	Goldman Sachs AM BV	
KESt report funds	Yes	15.12.2020	0.02 USD	Schenkade 65, 2509, LL Den Haag	
Business year start	01.12.	09.12.2019	0.10 USD	Netherlands	
Sustainability type	-	10.12.2018	0.14 USD	www.gsam.com	
Fund manager	Goldman Sachs Team	11.12.2017	0.09 USD		

Performance	1M	6M	YTD	1Y	2Y	3Y	5Y	Since start
Performance	+0.33%	-1.80%	-1.72%	-9.63%	-22.27%	-48.40%	-24.26%	+28.67%
Performance p.a.	-	-	-	-9.66%	-11.82%	-19.78%	-5.40%	+1.75%
Sharpe ratio	0.05	-0.49	-0.38	-0.80	-0.67	-0.90	-0.35	-0.08
Volatility	11.82%	14.52%	15.80%	16.46%	22.89%	25.78%	25.28%	22.08%
Worst month	-	-3.30%	-9.17%	-9.17%	-16.11%	-16.11%	-16.11%	-17.50%
Best month	-	4.97%	8.21%	8.21%	26.44%	26.44%	26.44%	26.44%
Maximum loss	-3.30%	-13.32%	-13.32%	-17.51%	-36.91%	-53.62%	-63.37%	-

Distribution permission

Austria, Germany, Switzerland, United Kingdom, Luxembourg, Czech Republic

¹ Important note on update status: The displayed date refers exclusively to the calculation of the NAV.

² The Mountain-View Data Fund Rating calculates a comparative ranking for funds using yield, volatility and trend data. For more information visit [MVD Funds Rating](#)

³ Displays the Ethical-Dynamical Ratio calculated according to standard criteria. The maximum value is 100. For more information visit [EDA](#)

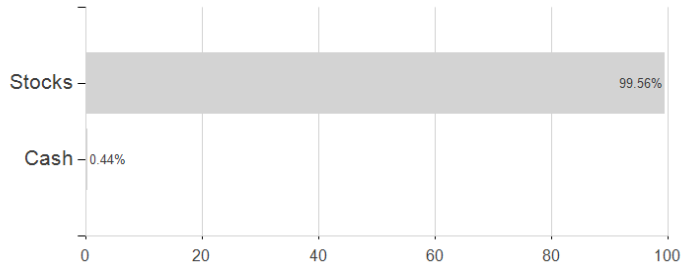
Goldman Sachs All China Equity Portfolio Class P Shares / LU0404926668 / A0RK48 / Goldman Sachs AM BV

Investment goal

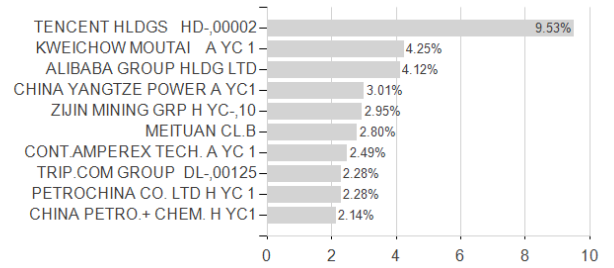
For investors seeking long-term capital appreciation through investment primarily in companies established or operating in the People's Republic of China.

Assessment Structure

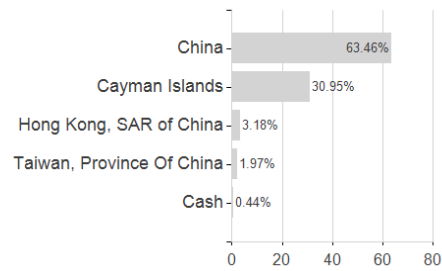
Assets



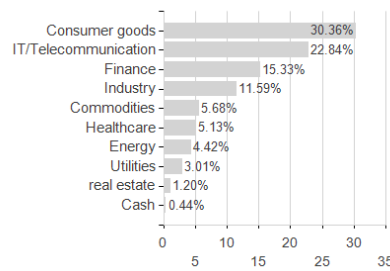
Largest positions



Countries



Branches



Currencies

