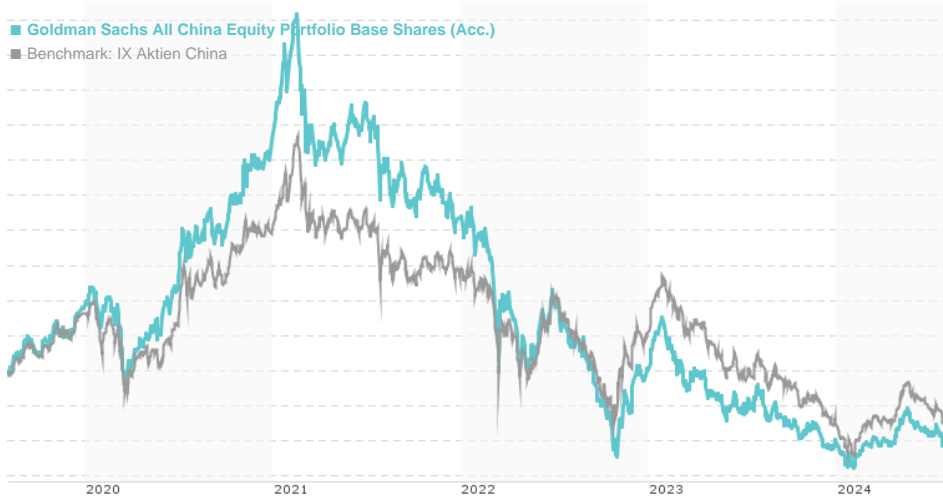


Goldman Sachs All China Equity Portfolio Base Shares (Acc.) / LU0404923640 / A0RK4X / Goldman Sachs AM BV

| | | | | |
|------------------------------|---------|---------------|---------------|-------------|
| Last 08/01/2024 ¹ | Country | Branch | Type of yield | Type |
| 12.81 USD | China | Mixed Sectors | reinvestment | Equity Fund |



Risk key figures

| | | | | | | | | |
|---|---|---|---|---|---|---|------------------|----|
| SRI | 1 | 2 | 3 | 4 | 5 | 6 | 7 | |
| Mountain-View Funds Rating ² | | | | | | | EDA ³ | 72 |

Yearly Performance

| | |
|------|---------|
| 2023 | -19.80% |
| 2022 | -30.37% |
| 2021 | -14.04% |
| 2020 | +42.18% |
| 2019 | +29.54% |

| Master data | | Conditions | | Other figures | |
|---------------------|------------------------------|----------------------------------|-------|---------------------------|--------------|
| Fund type | Single fund | Issue surcharge | 5.50% | Minimum investment | USD 5,000.00 |
| Category | Equity | Planned administr. fee | 0.00% | Savings plan | - |
| Sub category | Mixed Sectors | Deposit fees | 0.00% | UCITS / OGAW | Yes |
| Fund domicile | Luxembourg | Redemption charge | 0.00% | Performance fee | 0.00% |
| Tranch volume | (08/01/2024) USD 0.673 mill. | Ongoing charges | - | Redeployment fee | 0.00% |
| Total volume | (08/01/2024) USD 26.11 mill. | Dividends | | Investment company | |
| Launch date | 8/26/2009 | Goldman Sachs AM BV | | | |
| KESt report funds | Yes | Schenkkade 65, 2509, LL Den Haag | | | |
| Business year start | 01.12. | Netherlands | | | |
| Sustainability type | - | www.gsam.com | | | |
| Fund manager | Goldman Sachs Team | | | | |

| Performance | 1M | 6M | YTD | 1Y | 2Y | 3Y | 5Y | Since start |
|------------------|--------|---------|---------|---------|---------|---------|---------|-------------|
| Performance | -2.59% | +8.38% | -1.16% | -16.38% | -25.52% | -49.84% | -22.83% | +28.10% |
| Performance p.a. | - | - | - | -16.34% | -13.70% | -20.55% | -5.05% | +1.67% |
| Sharpe ratio | -1.92 | 0.91 | -0.35 | -1.11 | -0.74 | -0.93 | -0.34 | -0.09 |
| Volatility | 16.13% | 15.26% | 16.23% | 17.97% | 23.36% | 26.12% | 25.37% | 22.17% |
| Worst month | - | -2.66% | -9.18% | -9.18% | -16.09% | -16.09% | -16.09% | -17.57% |
| Best month | - | 8.16% | 8.16% | 8.16% | 26.39% | 26.39% | 26.39% | 26.39% |
| Maximum loss | -7.61% | -12.23% | -12.23% | -24.02% | -37.32% | -55.02% | -64.09% | - |

Distribution permission

Austria, Germany, Switzerland, United Kingdom, Luxembourg

¹ Important note on update status: The displayed date refers exclusively to the calculation of the NAV.
² The Mountain-View Data Fund Rating calculates a comparative ranking for funds using yield, volatility and trend data. For more information visit [MVD Funds Rating](#)
³ Displays the Ethical-Dynamical Ratio calculated according to standard criteria. The maximum value is 100. For more information visit [EDA](#)

Goldman Sachs All China Equity Portfolio Base Shares (Acc.) / LU0404923640 / A0RK4X / Goldman Sachs AM BV

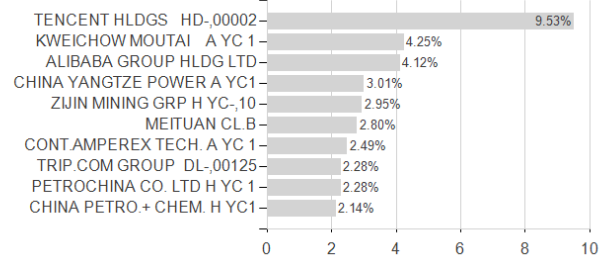
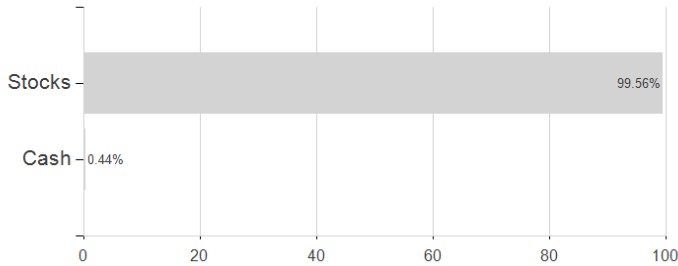
Investment goal

For investors seeking long-term capital appreciation through investment primarily in companies established or operating in the People's Republic of China.

Assessment Structure

Assets

Largest positions



Countries

Branches

Currencies

