

TAM Fortune Rendite / DE00A0YJF83 / A0YJF8 / Universal-Investment

Last 11/04/2024 <sup>1</sup>	Region	Branch	Type of yield	Type
93.45 EUR	Europe	Bonds: Mixed	paying dividend	Fixed-Income Fund



Risk key figures

SRI	1	2	3	4	5	6	7
Mountain-View Funds Rating <sup>2</sup>							EDA <sup>3</sup>
							75

Yearly Performance

2023	+3.82%
2022	-2.79%
2021	-0.40%
2020	+0.58%
2019	+0.52%

Master data		Conditions		Other figures	
Fund type	Single fund	Issue surcharge	2.00%	Minimum investment	UNT 0
Category	Bonds	Planned administr. fee	0.00%	Savings plan	Yes
Sub category	Bonds: Mixed	Deposit fees	0.10%	UCITS / OGAW	Yes
Fund domicile	Germany	Redemption charge	0.00%	Performance fee	0.00%
Tranch volume	(11/04/2024) EUR 4.20 mill.	Ongoing charges	-	Redeployment fee	0.00%
Total volume	(11/01/2024) EUR 4.20 mill.	Dividends		Investment company	
Launch date	3/1/2010	15.04.2024	0.60 EUR	Universal-Investment	
KESt report funds	No	06.12.2023	1.50 EUR	Theodor-Heuss-Allee 70, 60486, Frankfurt am Main	
Business year start	29.02.	17.04.2023	0.12 EUR	Germany	
Sustainability type	-	19.04.2022	0.10 EUR	https://www.universal-investment.com	
Fund manager	-	15.04.2021	0.10 EUR		

Performance	1M	6M	YTD	1Y	2Y	3Y	5Y	Since start
Performance	+0.31%	+1.98%	+3.08%	+3.96%	+8.24%	+3.86%	+4.44%	+14.52%
Performance p.a.	-	-	-	+3.97%	+4.03%	+1.27%	+0.87%	+0.93%
Sharpe ratio	1.48	2.81	1.82	2.47	1.22	-1.43	-1.62	-1.53
Volatility	0.43%	0.33%	0.32%	0.36%	0.78%	1.27%	1.36%	1.41%
Worst month	-	0.10%	0.10%	0.10%	-0.23%	-1.55%	-1.91%	-2.70%
Best month	-	0.41%	0.52%	0.52%	1.06%	1.28%	1.28%	1.32%
Maximum loss	-0.07%	-0.08%	-0.08%	-0.08%	-0.54%	-4.77%	-5.08%	-

Distribution permission

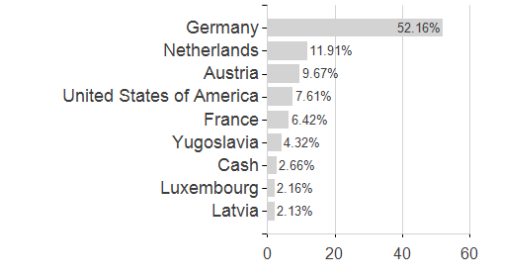
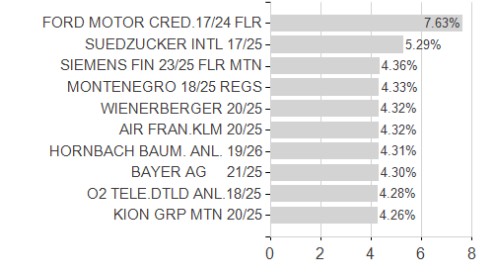
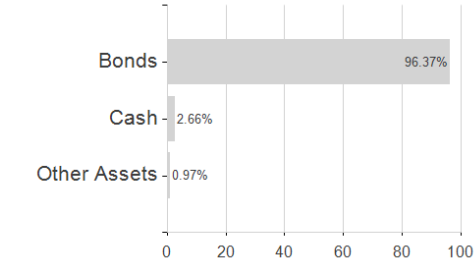
Germany, Czech Republic

<sup>1</sup> Important note on update status: The displayed date refers exclusively to the calculation of the NAV.  
<sup>2</sup> The Mountain-View Data Fund Rating calculates a comparative ranking for funds using yield, volatility and trend data. For more information visit [MVD Funds Rating](#)  
<sup>3</sup> Displays the Ethical-Dynamical Ratio calculated according to standard criteria. The maximum value is 100. For more information visit [EDA](#)

**TAM Fortune Rendite / DE000A0YJF83 / A0YJF8 / Universal-Investment**

Assessment Structure

Assets Largest positions Countries



Issuer Duration Currencies

