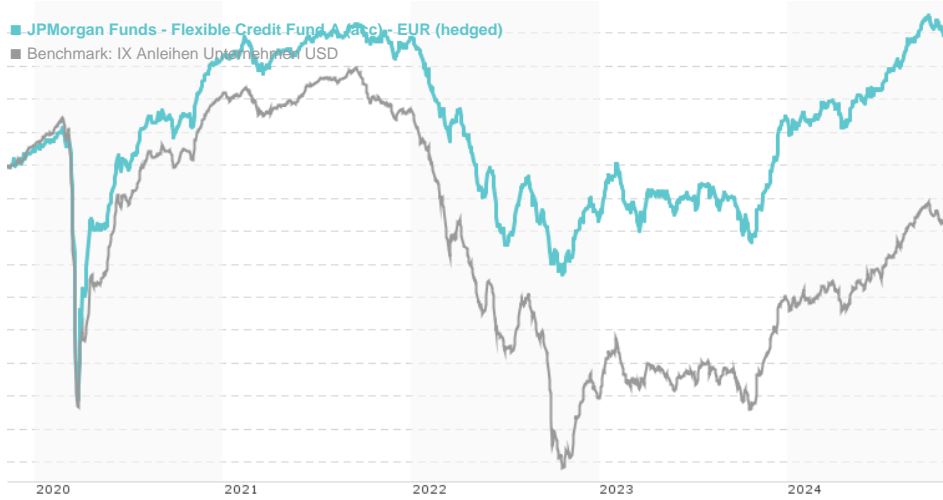


JPMorgan Funds - Flexible Credit Fund A (acc) - EUR (hedged) / LU0469576366 / A0YFED / JPMorgan AM (EU)

Last 11/06/2024 ¹	Region	Branch	Type of yield	Type
11.52 EUR	Worldwide	Corporate Bonds	reinvestment	Fixed-Income Fund



Risk key figures

SRI	1	2	3	4	5	6	7
Mountain-View Funds Rating ²	EDA ³						
	70						

Yearly Performance

2023	+6.49%
2022	-10.26%
2021	+0.97%
2020	+5.76%
2019	+7.81%

Master data		Conditions		Other figures	
Fund type	Single fund	Issue surcharge	3.00%	Minimum investment	USD 35,000.00
Category	Bonds	Planned administr. fee	0.00%	Savings plan	-
Sub category	Corporate Bonds	Deposit fees	0.00%	UCITS / OGAW	Yes
Fund domicile	Luxembourg	Redemption charge	0.50%	Performance fee	0.00%
Tranch volume	(11/06/2024) USD 32.53 mill.	Ongoing charges	-	Redeployment fee	0.00%
Total volume	(11/06/2024) USD 506.36 mill.	Dividends		Investment company	
Launch date	1/20/2010	JPMorgan AM (EU)			
KESt report funds	Yes	PO Box 275, 2012, Luxembourg			
Business year start	01.07.	Luxembourg			
Sustainability type	-	https://www.jpmorganassetmanagement.de			
Fund manager	Lisa Coleman, Andreas Michalitsianos, Usman Naeem, Alexander Sammarco				

Performance	1M	6M	YTD	1Y	2Y	3Y	5Y	Since start
Performance	-0.52%	+4.16%	+4.82%	+10.77%	+14.29%	-0.17%	+7.76%	+62.71%
Performance p.a.	-	-	-	+10.74%	+6.90%	-0.06%	+1.51%	+3.34%
Sharpe ratio	-4.47	2.43	1.07	2.76	1.15	-0.86	-0.33	0.08
Volatility	2.06%	2.20%	2.49%	2.80%	3.34%	3.63%	4.74%	3.70%
Worst month	-	-0.95%	-1.17%	-1.17%	-1.89%	-4.42%	-8.70%	-8.70%
Best month	-	1.52%	3.29%	3.91%	3.91%	3.91%	4.46%	4.46%
Maximum loss	-0.78%	-1.12%	-1.62%	-1.62%	-4.77%	-13.60%	-16.12%	-

Distribution permission

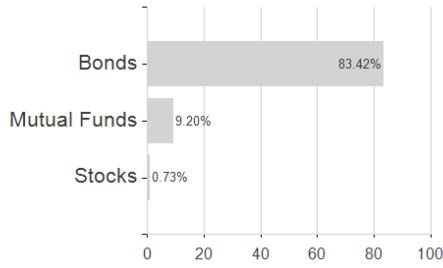
Austria, Germany, Switzerland, United Kingdom, Czech Republic

1 Important note on update status: The displayed date refers exclusively to the calculation of the NAV.
 2 The Mountain-View Data Fund Rating calculates a comparative ranking for funds using yield, volatility and trend data. For more information visit [MVD Funds Rating](#)
 3 Displays the Ethical-Dynamical Ratio calculated according to standard criteria. The maximum value is 100. For more information visit [EDA](#)


JPMorgan Funds - Flexible Credit Fund A (acc) - EUR (hedged) / LU0469576366 / A0YFED / JPMorgan AM (EU)

Assessment Structure

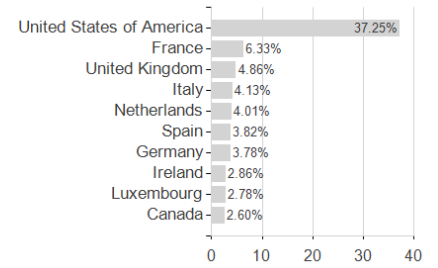
Assets



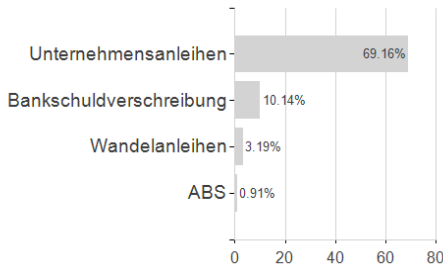
Largest positions



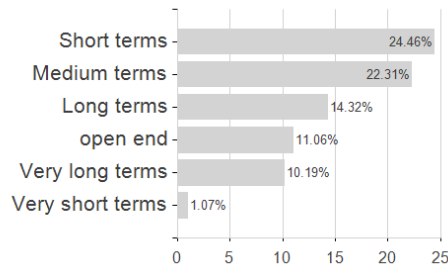
Countries



Issuer



Duration



Currencies

