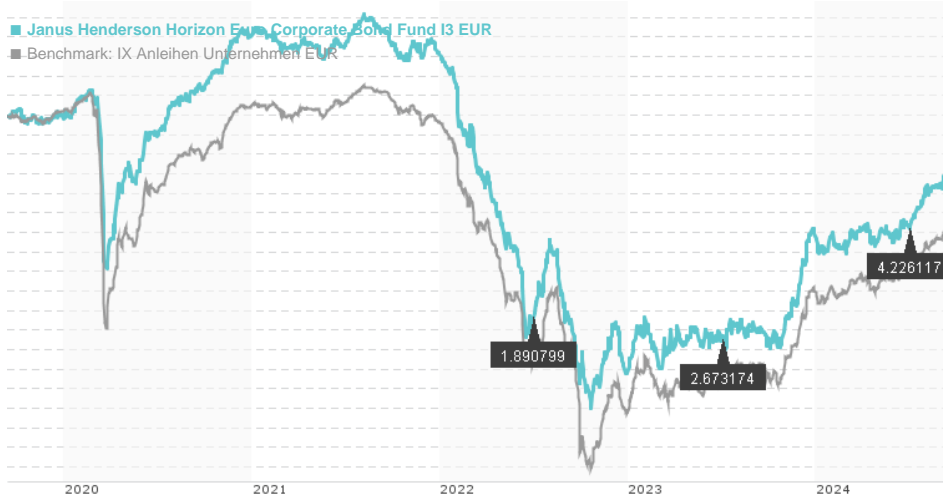


Janus Henderson Horizon Euro Corporate Bond Fund I3 EUR / LU0451950660 / A0YB5L / Janus Henderson Inv.

Last 09/12/2024 ¹	Region	Branch	Type of yield	Type
120.38 EUR	Worldwide	Corporate Bonds	paying dividend	Fixed-Income Fund



Risk key figures

SRI	1	2	3	4	5	6	7
Mountain-View Funds Rating ²							EDA ³
							73

Yearly Performance

2023	+8.27%
2022	-15.75%
2021	-1.04%
2020	+4.27%
2019	+6.83%

Master data		Conditions		Other figures	
Fund type	Single fund	Issue surcharge	0.00%	Minimum investment	EUR 1,000,000.00
Category	Bonds	Planned administr. fee	0.00%	Savings plan	-
Sub category	Corporate Bonds	Deposit fees	0.65%	UCITS / OGAW	Yes
Fund domicile	Luxembourg	Redemption charge	1.00%	Performance fee	0.00%
Tranch volume	(09/12/2024) EUR 230.76 mill.	Ongoing charges	-	Redeployment fee	0.00%
Total volume	(07/31/2024) EUR 1,052.18 mill.	Dividends		Investment company	
Launch date	12/18/2009	01.07.2024	4.23 EUR	Janus Henderson Inv.	
KESr report funds	Yes	03.07.2023	2.67 EUR	201 Bishopsgate, EC2M 3AE, London	
Business year start	01.07.	01.07.2022	1.89 EUR	United Kingdom	
Sustainability type	-	01.07.2021	2.24 EUR	www.janushenderson.com/	
Fund manager	Tim Winstone, Tom Ross	01.07.2020	2.43 EUR		

Performance	1M	6M	YTD	1Y	2Y	3Y	5Y	Since start
Performance	+0.86%	+3.10%	+3.18%	+8.80%	+8.30%	-7.04%	-3.08%	+65.29%
Performance p.a.	-	-	-	+8.78%	+4.06%	-2.41%	-0.62%	+3.47%
Sharpe ratio	3.54	0.98	0.39	1.61	0.14	-1.30	-0.98	0.00
Volatility	2.03%	2.83%	2.92%	3.33%	4.42%	4.53%	4.18%	3.20%
Worst month	-	-0.76%	-0.98%	-0.98%	-3.24%	-3.95%	-6.95%	-6.95%
Best month	-	1.78%	2.88%	2.88%	2.88%	4.03%	4.03%	4.03%
Maximum loss	-0.26%	-1.19%	-1.19%	-1.39%	-5.03%	-18.52%	-19.10%	-

Distribution permission

Austria, Germany, Switzerland, United Kingdom, Czech Republic

¹ Important note on update status: The displayed date refers exclusively to the calculation of the NAV.
² The Mountain-View Data Fund Rating calculates a comparative ranking for funds using yield, volatility and trend data. For more information visit [MVD Funds Rating](#)
³ Displays the Ethical-Dynamical Ratio calculated according to standard criteria. The maximum value is 100. For more information visit [EDA](#)

Janus Henderson Horizon Euro Corporate Bond Fund I3 EUR / LU0451950660 / A0YB5L / Janus Henderson Inv.

Investment strategy

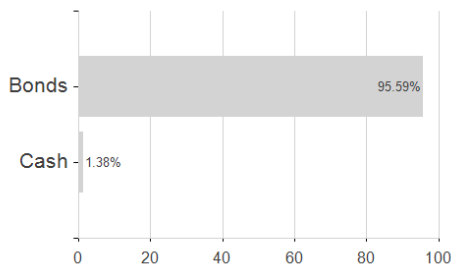
The Fund may invest up to 20% of its net assets in total return swaps, and may invest in contingent convertible bonds (CoCos), and/or asset-backed and mortgage-backed securities. The Fund may also invest in other assets including bonds of other types from any issuer (including perpetual bonds), cash and money market instruments. The Investment Manager may use derivatives (complex financial instruments), including total return swaps, with the aim of making investment gains in line with the Fund's objective, to reduce risk or to manage the Fund more efficiently. The Fund is actively managed with reference to the iBOXX Euro Corporates Index, which is broadly representative of the bonds in which it may invest, as this forms the basis of the Fund's performance target. The Investment Manager has discretion to choose investments for the Fund with weightings different to the index or not in the index, but at times the Fund may hold investments similar to the index. The Investment Manager will seek to promote environmental, social and/or governance (ESG) principles in managing the Fund, which may include the exclusion of issuers that the Investment Manager considers could contribute to significant ESG harm, as further described in the prospectus. The Fund promotes environmental and/or social characteristics as defined under Article 8 of the Sustainable Finance Disclosure Regulation (SFDR). This share class accumulates income which is retained within the price of the share class.

Investment goal

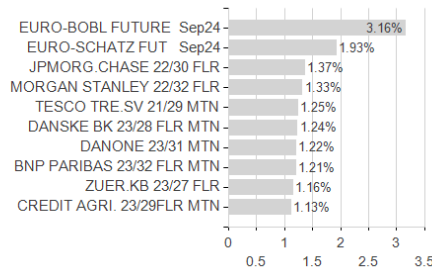
The Fund aims to provide a return, from a combination of income and capital growth over the long term. Performance target: To outperform the iBOXX Euro Corporates Index by 1.5% per annum, before the deduction of charges, over any 5 year period. The Fund invests at least 80% of its assets in investment grade corporate bonds and other types of investment grade bonds, denominated in Euros.

Assessment Structure

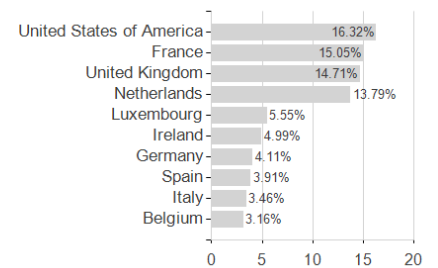
Assets



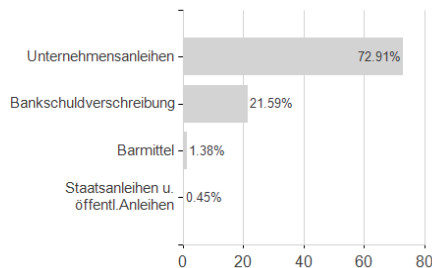
Largest positions



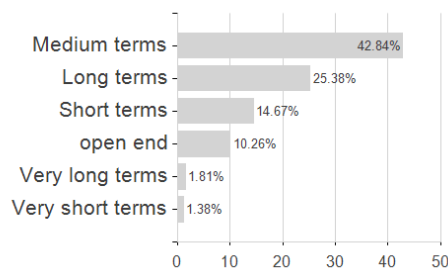
Countries



Issuer



Duration



Currencies

