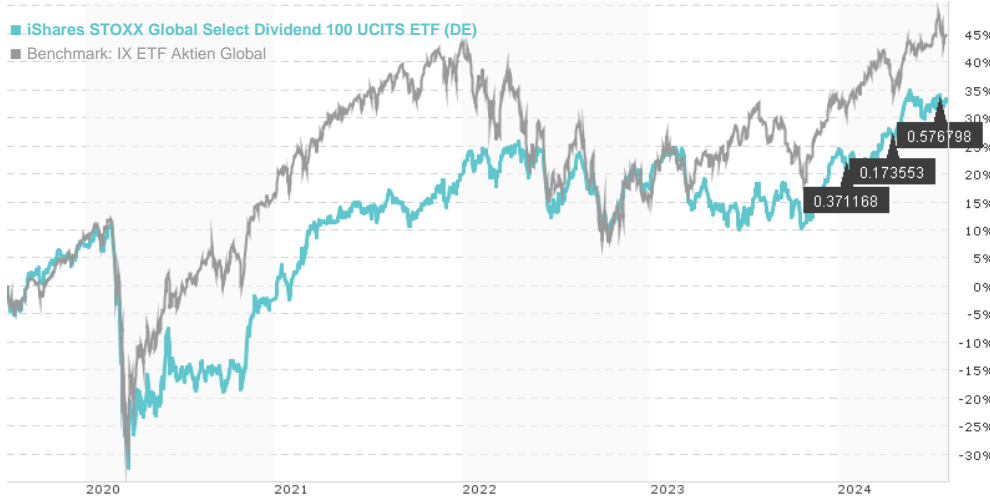


iShares STOXX Global Select Dividend 100 UCITS ETF (DE) / DE00A0F5UH1 / A0F5UH / BlackRock AM (DE)

Last 07/30/2024 ¹	Region	Branch	Type of yield	Type
28.70 EUR	Worldwide	ETF Stocks	paying dividend	Alternative Investm.



Risk key figures

SRI	1	2	3	4	5	6	7
Mountain-View Funds Rating ²	EDA ³						
	72						

Yearly Performance

2023	+5.09%
2022	-2.05%
2021	+22.86%
2020	-8.83%
2019	+23.24%

Master data		Conditions		Other figures	
Fund type	Single fund	Issue surcharge	2.00%	Minimum investment	UNT 1
Category	Equity	Planned administr. fee	0.00%	Savings plan	Yes
Sub category	ETF Stocks	Deposit fees	0.00%	UCITS / OGAW	Yes
Fund domicile	Germany	Redemption charge	1.00%	Performance fee	0.00%
Tranch volume	-	Ongoing charges	-	Redeployment fee	0.00%
Total volume	(07/30/2024) EUR 2,379.69 mill.	Dividends		Investment company	
Launch date	9/25/2009	16.07.2024	0.58 EUR	BlackRock AM (DE)	
KEST report funds	Yes	15.04.2024	0.17 EUR	Lenbachplatz 1, 80333, München	
Business year start	29.02.	16.01.2024	0.37 EUR	Germany	
Sustainability type	-	16.10.2023	0.39 EUR	https://www.blackrock.com	
Fund manager	BlackRock AM Deutschland	17.07.2023	0.70 EUR		

Performance	1M	6M	YTD	1Y	2Y	3Y	5Y	Since start
Performance	+0.61%	+8.01%	+7.76%	+12.37%	+10.93%	+17.32%	+32.65%	+245.68%
Performance p.a.	-	-	-	+12.37%	+5.33%	+5.46%	+5.81%	+8.71%
Sharpe ratio	0.58	1.63	1.25	0.99	0.18	0.18	0.13	0.39
Volatility	7.60%	8.03%	8.22%	8.89%	9.66%	10.06%	16.27%	12.87%
Worst month	-	-1.13%	-1.13%	-3.74%	-6.82%	-8.54%	-19.78%	-19.78%
Best month	-	3.92%	6.25%	6.25%	7.29%	7.29%	15.62%	15.62%
Maximum loss	-1.50%	-3.88%	-3.88%	-7.07%	-11.71%	-13.07%	-39.19%	-

Distribution permission

Austria, Germany, Switzerland

¹ Important note on update status: The displayed date refers exclusively to the calculation of the NAV.
² The Mountain-View Data Fund Rating calculates a comparative ranking for funds using yield, volatility and trend data. For more information visit [MVD Funds Rating](#)
³ Displays the Ethical-Dynamical Ratio calculated according to standard criteria. The maximum value is 100. For more information visit [EDA](#)

iShares STOXX Global Select Dividend 100 UCITS ETF (DE) / DE000A0F5UH1 / A0F5UH / BlackRock AM (DE)

Investment strategy

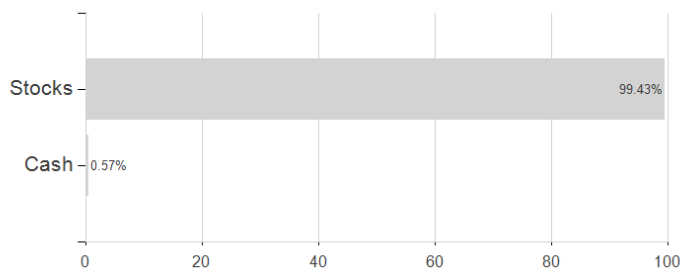
The Index measures the performance of 100 leading stocks by dividend yield from the STOXX® Europe Select Dividend 30 index, the STOXX® North America Select Dividend 40 index and the STOXX® Asia/Pacific Select Dividend 30 index that meet specific criteria. The Index includes companies which, at the time of inclusion, have paid dividends in four out of five calendar years, have a non-negative dividend growth rate over the past five years, have a dividend to earnings-per-share ratio of 60% (80% for Asia/Pacific) or less, and meet criteria for trading volume. The Index is weighted according to net dividend yield with individual companies capped at 10%. The Index is rebalanced annually and selections of components are subject to index rules that favour components within the Index prior to its rebalance. In addition, the Index is subject to quarterly and ongoing reviews that allow for the removal of a company, at the index provider's discretion, if it no longer complies with the original selection criteria. The Fund mostly invests in equities in order to achieve the investment objective. The proportion of assets in the Fund which matches the weighting of the Index (duplication percentage) is at least 95% of the Fund's assets.

Investment goal

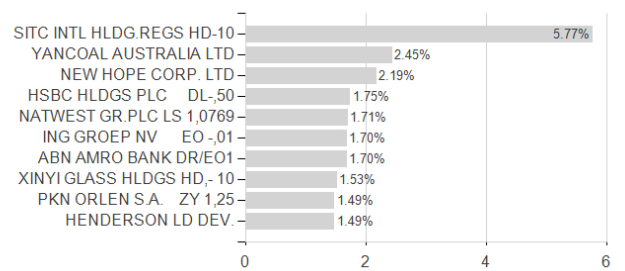
The sub-fund iShares STOXX Global Select Dividend 100 UCITS ETF (DE) (the "Fund") is a passively managed exchange traded fund (ETF) that aims to track the performance of the STOXX® Global Select Dividend 100 Index. In this regard, it aims to replicate the benchmark (Index).

Assessment Structure

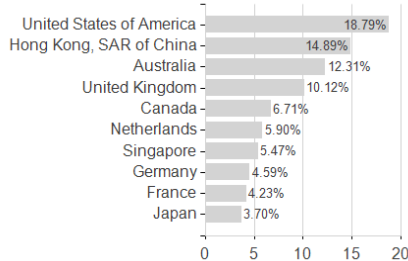
Assets



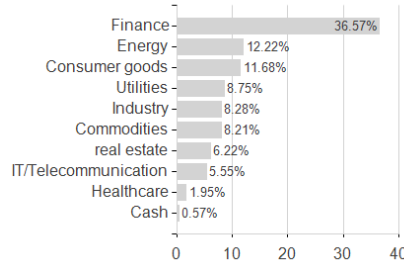
Largest positions



Countries



Branches



Currencies

