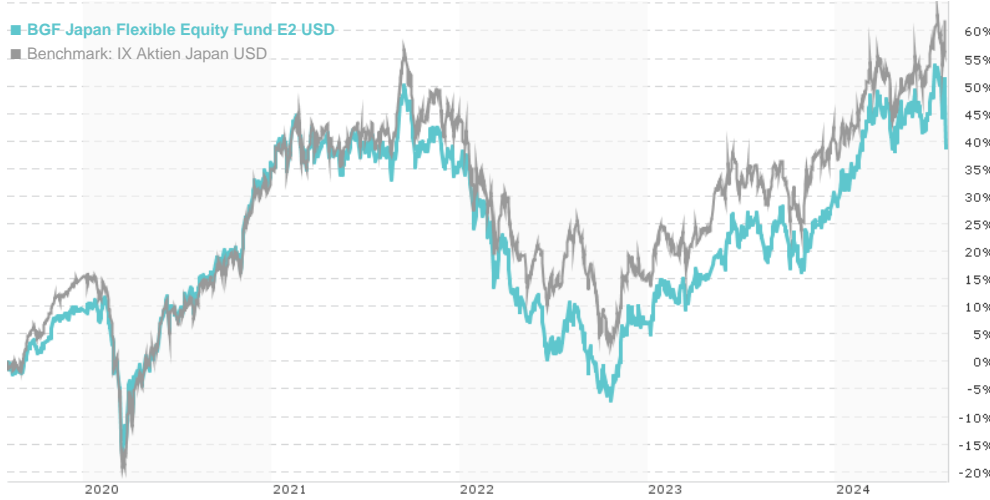


**BGF Japan Flexible Equity Fund E2 USD / LU0212924947 / A0D9QM / BlackRock (LU)**

Last 08/02/2024 <sup>1</sup>	Country	Branch	Type of yield	Type
16.88 USD	Japan	Mixed Sectors	reinvestment	Equity Fund



**Risk key figures**

SRI	1	2	3	4	5	6	7
Mountain-View Funds Rating <sup>2</sup>							EDA <sup>3</sup>
							70

**Yearly Performance**

2023	+22.29%
2022	-21.06%
2021	-0.42%
2020	+23.97%
2019	+19.73%

Master data		Conditions		Other figures	
Fund type	Single fund	Issue surcharge	3.00%	Minimum investment	USD 5,000.00
Category	Equity	Planned administr. fee	0.00%	Savings plan	-
Sub category	Mixed Sectors	Deposit fees	0.45%	UCITS / OGAW	Yes
Fund domicile	Luxembourg	Redemption charge	0.00%	Performance fee	0.00%
Tranch volume	-	Ongoing charges	-	Redeployment fee	0.00%
Total volume	(08/01/2024) JPY 99,516.64 mill.	<b>Dividends</b>		<b>Investment company</b>	
Launch date	2/28/2005	BlackRock (LU) 35a Avenue JF Kennedy, 1855, Luxembourg Luxembourg <a href="https://www.blackrock.com">https://www.blackrock.com</a>			
KESr report funds	Yes				
Business year start	01.09.				
Sustainability type	-				
Fund manager	Rie Shigekawa				

Performance	1M	6M	YTD	1Y	2Y	3Y	5Y	Since start
Performance	-5.28%	+3.69%	+6.10%	+10.98%	+26.82%	-0.76%	+37.01%	+68.80%
Performance p.a.	-	-	-	+10.95%	+12.60%	-0.26%	+6.49%	+2.73%
Sharpe ratio	-1.63	0.19	0.36	0.40	0.49	-0.21	0.16	-0.05
Volatility	31.22%	20.29%	19.62%	18.49%	18.41%	18.32%	18.00%	18.99%
Worst month	-	-8.41%	-8.41%	-8.41%	-9.73%	-9.73%	-9.73%	-14.95%
Best month	-	4.72%	4.74%	6.97%	10.36%	10.36%	12.60%	12.60%
Maximum loss	-9.73%	-9.73%	-9.73%	-9.73%	-15.86%	-38.15%	-38.15%	-

**Distribution permission**

Austria, Germany, Switzerland, United Kingdom, Luxembourg

<sup>1</sup> Important note on update status: The displayed date refers exclusively to the calculation of the NAV.

<sup>2</sup> The Mountain-View Data Fund Rating calculates a comparative ranking for funds using yield, volatility and trend data. For more information visit [MVD Funds Rating](#)

DISCLAIMER: The information on this page are for informational purposes only and should neither an offer to sell nor a solicitation for the purchase of the security or recommendation in favor of the security to be understood. baha GmbH assumes no liability despite thorough searches for the accuracy of the data.

Funds data from: [www.mountain-view.com](http://www.mountain-view.com). Fact Sheet created by: [www.baha.com](http://www.baha.com)

**BGF Japan Flexible Equity Fund E2 USD / LU0212924947 / A0D9QM / BlackRock (LU)**

**Investment strategy**

The Investment Adviser (IA) may use financial derivative instruments (FDIs) (i.e. investments the prices of which are based on one or more underlying assets) for investment purposes in order to achieve the investment objective of the Fund, and/or to reduce risk within the Fund's portfolio, reduce investment costs and generate additional income. The Fund may, via FDIs, generate varying amounts of market leverage (i.e. where the Fund gains market exposure in excess of the value of its assets).

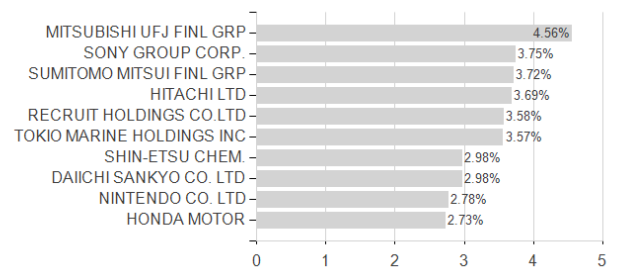
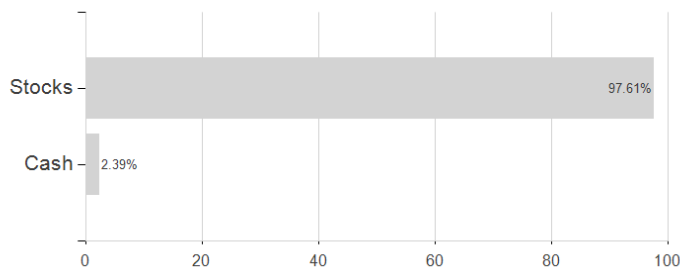
**Investment goal**

The Fund aims to maximise the return on your investment through a combination of capital growth and income on the Fund's assets and invest in a manner consistent with the principles of environmental, social and governance (ESG) investing. The Fund invests at least 70% of its total assets in the equity securities (e.g. shares) of companies domiciled in, or the main business of which is in, Japan. Depending on market conditions, the Fund will aim to invest in equity securities of companies that are, in the investment adviser's opinion, undervalued (i.e. their share price does not reflect their underlying worth) or have good growth potential.

**Assessment Structure**

**Assets**

**Largest positions**



**Countries**

**Branches**

**Currencies**

