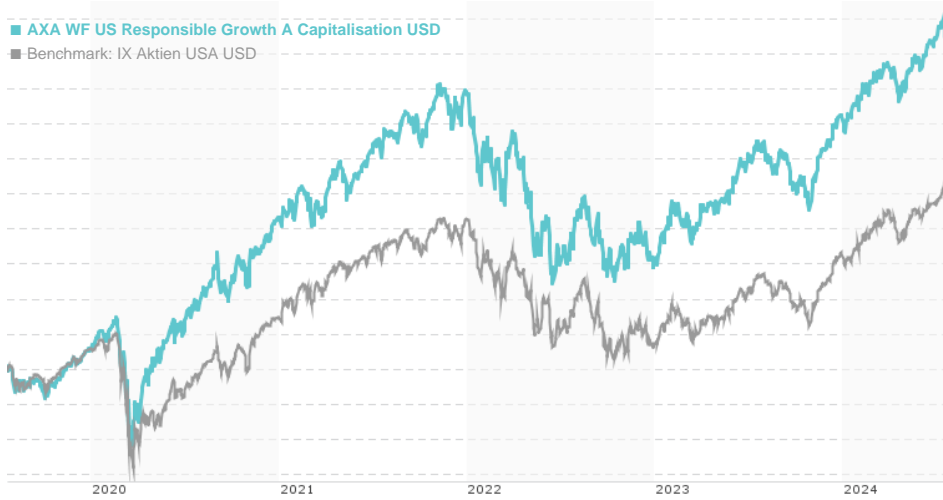


AXA WF US Responsible Growth A Capitalisation USD / LU0361791394 / A0QZNV / AXA Fds. Management

Last 07/19/2024 ¹	Country	Branch	Type of yield	Type
649.93 USD	United States of America	Mixed Sectors	reinvestment	Equity Fund



Risk key figures

SRI	1	2	3	4	5	6	7	
Mountain-View Funds Rating ²							EDA ³	73

Yearly Performance

2023	+30.61%
2022	-26.06%
2021	+24.16%
2020	+35.96%
2019	+34.48%

Master data		Conditions		Other figures	
Fund type	Single fund	Issue surcharge	5.50%	Minimum investment	UNT 0
Category	Equity	Planned administr. fee	0.00%	Savings plan	-
Sub category	Mixed Sectors	Deposit fees	0.00%	UCITS / OGAW	Yes
Fund domicile	Luxembourg	Redemption charge	0.00%	Performance fee	0.00%
Tranch volume	-	Ongoing charges	-	Redeployment fee	0.00%
Total volume	(07/19/2024) USD 447.88 mill.	Dividends		Investment company	
Launch date	10/1/2009	AXA Fds. Management			
KESt report funds	Yes	49, Avenue J.F. Kennedy, 1855, Luxembourg			
Business year start	01.01.	Luxembourg			
Sustainability type	-	www.axa-im.com			
Fund manager	Stephen Kelly, David Shaw				

Performance	1M	6M	YTD	1Y	2Y	3Y	5Y	Since start
Performance	+0.61%	+11.06%	+13.05%	+17.85%	+43.56%	+21.31%	+96.05%	+549.93%
Performance p.a.	-	-	-	+17.80%	+19.79%	+6.65%	+14.40%	+13.47%
Sharpe ratio	0.39	1.74	1.88	1.12	0.93	0.15	0.47	0.52
Volatility	11.00%	11.35%	11.45%	12.59%	17.30%	20.33%	22.85%	18.93%
Worst month	-	-4.46%	-4.46%	-5.93%	-7.91%	-11.25%	-11.25%	-11.25%
Best month	-	5.46%	5.46%	10.68%	10.68%	10.68%	15.28%	15.28%
Maximum loss	-3.29%	-5.95%	-5.95%	-11.90%	-16.21%	-31.42%	-31.97%	-

Distribution permission

Austria, Germany, Switzerland

¹ Important note on update status: The displayed date refers exclusively to the calculation of the NAV.

² The Mountain-View Data Fund Rating calculates a comparative ranking for funds using yield, volatility and trend data. For more information visit [MVD Funds Rating](#)

³ Displays the Ethical-Dynamical Ratio calculated according to standard criteria. The maximum value is 100. For more information visit [EDA](#)

AXA WF US Responsible Growth A Capitalisation USD / LU0361791394 / A0QZNV / AXA Fds. Management

Investment strategy

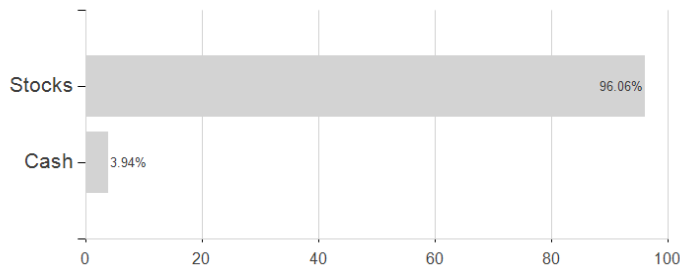
Investment decisions are based on a combination of macroeconomic, sector and company specific analysis. The share selection process relies on a rigorous analysis of the companies' business model, quality of management, profitability, growth prospects and overall risk return profile. The Sub-Fund invests: - at least two thirds of its total assets in equities and equity-related instruments issued by companies which are domiciled or operating predominantly within the Americas including the US, Canada and Mexico - up to 10 % its assets in convertible or straight bonds and up to one third in money market instruments. Within the limit of 200% of the Sub-Fund's net assets, the investment strategy may be achieved by direct investments and/or through derivatives. Derivatives may also be used for hedging purposes. The Sub-Fund is a financial product that promotes environmental and/or social characteristics within the meaning of article 8 of the Regulation (EU) 2019/2088 of 27 November 2019 on sustainability-related disclosures in the financial sector.

Investment goal

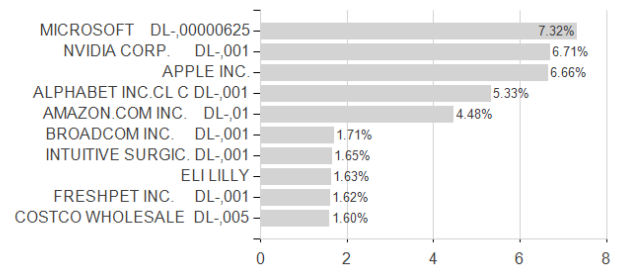
The Sub-Fund is actively managed in order to capture opportunities in North American equities market, by investing at least one third of its net assets in equities of companies that are part of the S&P 500 Total Return Net benchmark index ("the Benchmark") universe. As part of the investment process, the Investment Manager has broad discretion over the composition of the SubFund's portfolio and can take, based on its investment convictions, large overweight or underweight positions on the sectors or companies compared to the Benchmark's composition and/or take exposure to companies, countries or sectors not included in the Benchmark, even though the Benchmark constituents are generally representative of the Sub-Fund's portfolio. Thus, the deviation from the Benchmark is likely to be significant.

Assessment Structure

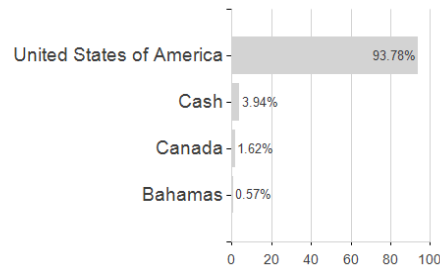
Assets



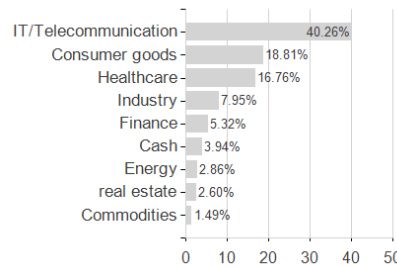
Largest positions



Countries



Branches



Currencies

