

AB SICAV I India Growth Portfolio Class A / LU0430678697 / A0RPM6 / AllianceBernstein LU

Last 10/31/2024 <sup>1</sup>	Country	Branch	Type of yield	Type
233.75 EUR	India	Mixed Sectors	reinvestment	Equity Fund



Risk key figures

SRI	1	2	3	4	5	6	7
Mountain-View Funds Rating <sup>2</sup>							EDA <sup>3</sup>
							51

Yearly Performance

2023	+19.54%
2022	-11.54%
2021	+28.54%
2020	+0.48%
2019	+3.87%

Master data		Conditions		Other figures	
Fund type	Single fund	Issue surcharge	5.00%	Minimum investment	EUR 2,000.00
Category	Equity	Planned administr. fee	0.00%	Savings plan	-
Sub category	Mixed Sectors	Deposit fees	0.50%	UCITS / OGAW	Yes
Fund domicile	Luxembourg	Redemption charge	0.00%	Performance fee	0.00%
Tranch volume	(10/31/2024) USD 3.30 mill.	Ongoing charges	-	Redeployment fee	0.00%
Total volume	(10/31/2024) USD 142.90 mill.	Dividends		Investment company	
Launch date	6/15/2009	AllianceBernstein LU			
KESt report funds	Yes	2-4, rue Eugene Ruppert, 2453, Luxembourg			
Business year start	01.06.	Luxembourg			
Sustainability type	-	<a href="https://www.alliancebernstein.com">https://www.alliancebernstein.com</a>			
Fund manager	Ivan Kim				

Performance	1M	6M	YTD	1Y	2Y	3Y	5Y	Since start
Performance	-2.20%	+5.71%	+14.29%	+24.71%	+24.31%	+20.83%	+57.11%	+222.19%
Performance p.a.	-	-	-	+24.64%	+11.48%	+6.52%	+9.45%	+7.90%
Sharpe ratio	-1.76	0.49	0.90	1.42	0.61	0.21	0.31	0.23
Volatility	14.78%	17.61%	16.07%	15.29%	13.79%	16.60%	20.36%	20.96%
Worst month	-	-2.20%	-2.20%	-2.20%	-7.24%	-7.24%	-31.13%	-31.13%
Best month	-	8.29%	8.29%	8.29%	8.29%	10.92%	16.20%	19.12%
Maximum loss	-4.64%	-6.27%	-6.27%	-6.27%	-14.25%	-19.45%	-42.93%	-

Distribution permission

Austria, Germany, Switzerland, Luxembourg, Czech Republic

<sup>1</sup> Important note on update status: The displayed date refers exclusively to the calculation of the NAV.

<sup>2</sup> The Mountain-View Data Fund Rating calculates a comparative ranking for funds using yield, volatility and trend data. For more information visit [MVD Funds Rating](#)

<sup>3</sup> Displays the Ethical-Dynamical Ratio calculated according to standard criteria. The maximum value is 100. For more information visit [EDA](#)

**AB SICAV I India Growth Portfolio Class A / LU0430678697 / A0RPM6 / AllianceBernstein LU**

**Investment strategy**

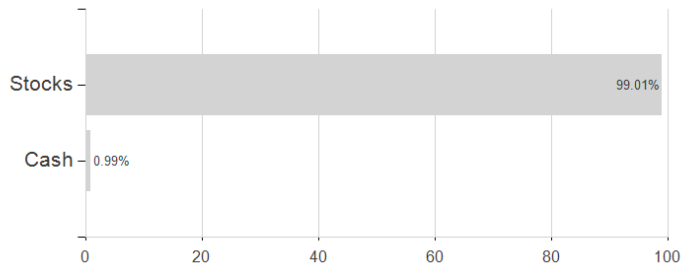
Under normal market conditions, the Portfolio typically invests at least 80%, and not less than two thirds, of its assets in equity securities of companies that are organised, or have substantial business activities, in India. The Investment Manager seeks to select securities that it believes offer superior long-term growth characteristics.

**Investment goal**

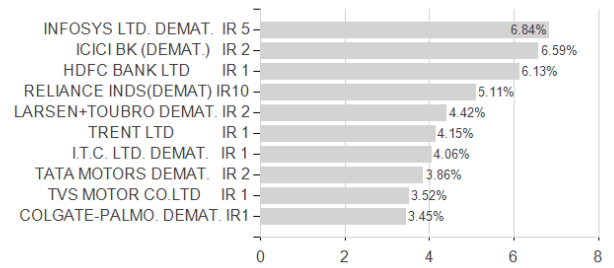
The Portfolio seeks to increase the value of your investment over time through capital growth.

**Assessment Structure**

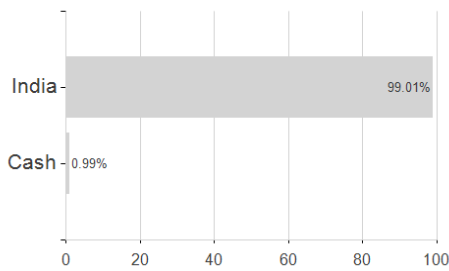
**Assets**



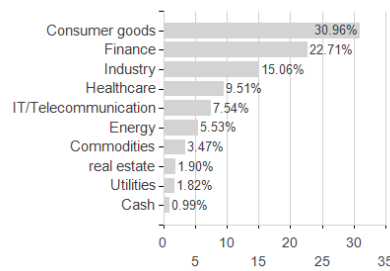
**Largest positions**



**Countries**



**Branches**



**Currencies**

