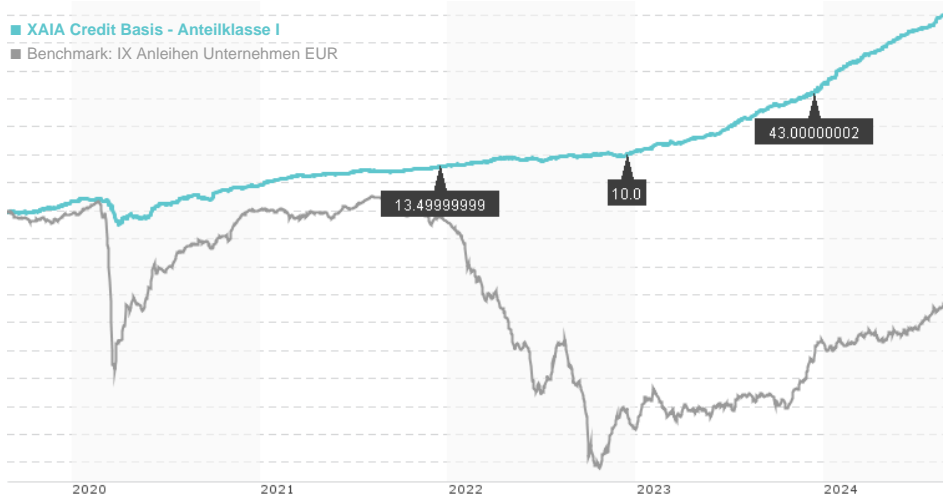


XAIA Credit Basis - Anteilklasse I / LU0418282934 / A0RGZ9 / Universal-Inv. (LU)

Last 08/26/2024 ¹	Region	Branch	Type of yield	Type
1133.79 EUR	Worldwide	Corporate Bonds	paying dividend	Fixed-Income Fund



Risk key figures

SRI	1	2	3	4	5	6	7
Mountain-View Funds Rating ²	EDA ³						

Yearly Performance

2023	+4.64%
2022	+0.93%
2021	+1.45%
2020	+1.16%
2019	+3.22%

Master data		Conditions		Other figures	
Fund type	Single fund	Issue surcharge	0.00%	Minimum investment	EUR 1,000,000.00
Category	Bonds	Planned administr. fee	0.00%	Savings plan	-
Sub category	Corporate Bonds	Deposit fees	0.05%	UCITS / OGAW	Yes
Fund domicile	Luxembourg	Redemption charge	0.00%	Performance fee	0.00%
Tranch volume	(08/26/2024) EUR 190.63 mill.	Ongoing charges	-	Redeployment fee	0.00%
Total volume	(08/26/2024) EUR 237.69 mill.	Dividends		Investment company	
Launch date	4/22/2009	12.12.2023	43.00 EUR	Universal-Inv. (LU) 15, rue de Flaxweiler, 6776, Grevenmacher Luxembourg https://www.universal-investment.com	
KESt report funds	Yes	13.12.2022	10.00 EUR		
Business year start	01.01.	14.12.2021	13.50 EUR		
Sustainability type	-	15.12.2020	16.00 EUR		
Fund manager	XAIA Investment GmbH	16.12.2019	22.00 EUR		

Performance	1M	6M	YTD	1Y	2Y	3Y	5Y	Since start
Performance	+0.68%	+3.04%	+4.49%	+6.45%	+9.66%	+10.88%	+14.08%	+68.68%
Performance p.a.	-	-	-	+6.47%	+4.71%	+3.50%	+2.67%	+3.46%
Sharpe ratio	5.64	4.47	5.22	4.11	1.87	-0.04	-1.27	-0.07
Volatility	0.84%	0.60%	0.66%	0.72%	0.64%	0.57%	0.67%	0.89%
Worst month	-	0.33%	0.33%	0.27%	-0.06%	-0.12%	-1.52%	-1.52%
Best month	-	0.68%	0.87%	0.87%	0.87%	0.87%	0.87%	2.11%
Maximum loss	-0.03%	-0.06%	-0.09%	-0.14%	-0.25%	-0.25%	-1.91%	-

Distribution permission

Austria, Germany, Luxembourg

¹ Important note on update status: The displayed date refers exclusively to the calculation of the NAV.

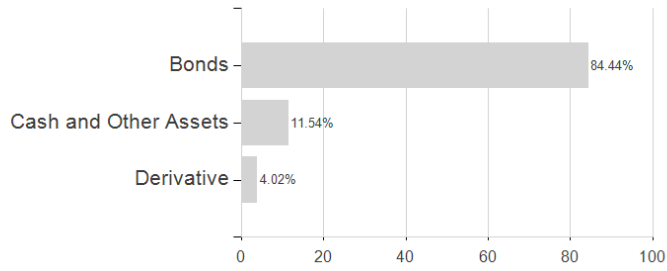
² The Mountain-View Data Fund Rating calculates a comparative ranking for funds using yield, volatility and trend data. For more information visit [MVD Funds Rating](#)

³ Displays the Ethical-Dynamical Ratio calculated according to standard criteria. The maximum value is 100. For more information visit [EDA](#)

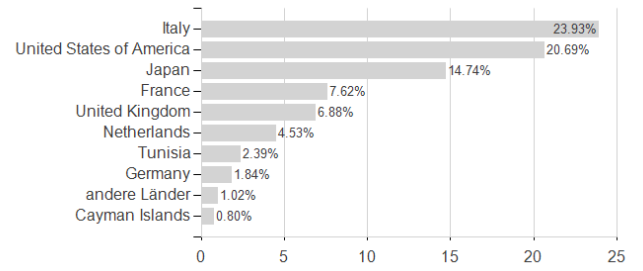
XAIA Credit Basis - Anteilklasse I / LU0418282934 / A0RGZ9 / Universal-Inv. (LU)

Assessment Structure

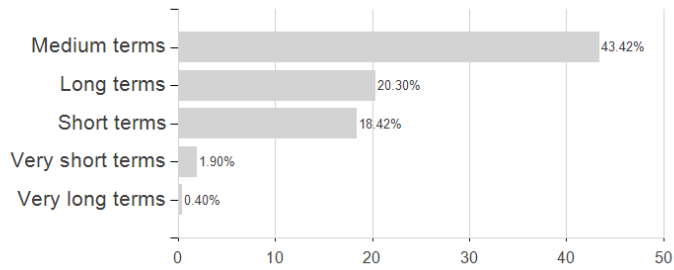
Assets



Countries



Duration



Branches

