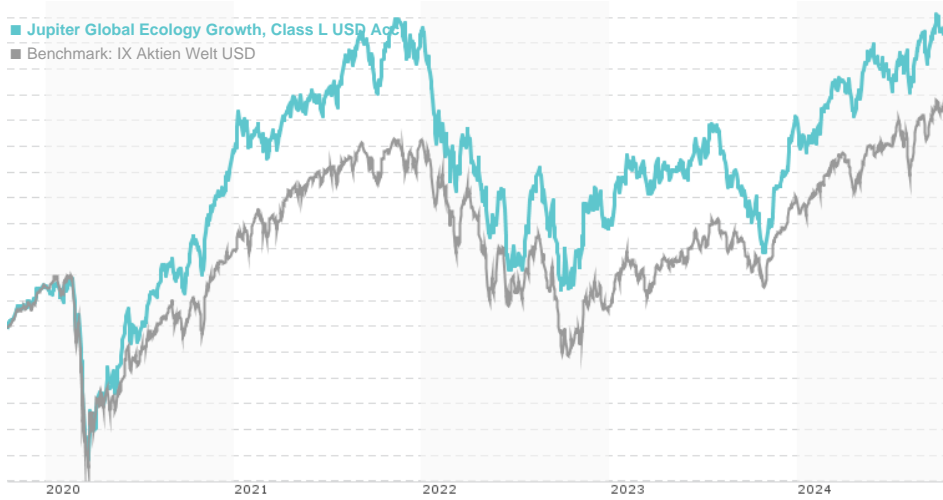


Jupiter Global Ecology Growth, Class L USD Acc / LU0300038618 / A0MRMZ / Jupiter AM Int.

Last 10/18/2024 ¹	Region	Branch	Type of yield	Type
17.76 USD	Worldwide	Mixed Sectors	reinvestment	Equity Fund



Risk key figures

SRI	1	2	3	4	5	6	7
Mountain-View Funds Rating ²	EDA ³						
	99						

Yearly Performance

2023	+16.48%
2022	-23.06%
2021	+17.10%
2020	+24.28%
2019	+30.10%

Master data		Conditions		Other figures	
Fund type	Single fund	Issue surcharge	5.00%	Minimum investment	USD 500.00
Category	Equity	Planned administr. fee	0.00%	Savings plan	-
Sub category	Mixed Sectors	Deposit fees	0.00%	UCITS / OGAW	Yes
Fund domicile	Luxembourg	Redemption charge	0.00%	Performance fee	0.00%
Tranch volume	(10/18/2024) EUR 2.39 mill.	Ongoing charges	-	Redeployment fee	0.00%
Total volume	(10/18/2024) EUR 18.55 mill.	Dividends		Investment company	
Launch date	5/13/2008			Jupiter AM Int.	
KESt report funds	Yes			5, rue Heienhaff, L-1736, Luxembourg	
Business year start	01.10.			Luxembourg	
Sustainability type	Ethics/ecology			https://www.jupiteram.com	
Fund manager	JON WALLACE, NOELLE GUO				

Performance	1M	6M	YTD	1Y	2Y	3Y	5Y	Since start
Performance	+0.74%	+10.72%	+11.70%	+29.35%	+42.08%	+3.38%	+57.31%	+77.21%
Performance p.a.	-	-	-	+29.26%	+19.17%	+1.11%	+9.47%	+3.54%
Sharpe ratio	0.67	1.43	0.89	1.89	1.04	-0.12	0.35	0.02
Volatility	9.13%	13.51%	13.13%	13.80%	15.45%	17.91%	17.96%	17.72%
Worst month	-	-2.45%	-2.45%	-6.90%	-6.90%	-12.40%	-15.50%	-28.63%
Best month	-	4.06%	9.50%	10.92%	10.92%	11.39%	14.15%	16.15%
Maximum loss	-2.64%	-6.17%	-6.17%	-6.17%	-17.95%	-32.84%	-32.84%	-

Distribution permission

Austria, Germany, Switzerland, United Kingdom, Czech Republic

1 Important note on update status: The displayed date refers exclusively to the calculation of the NAV.
2 The Mountain-View Data Fund Rating calculates a comparative ranking for funds using yield, volatility and trend data. For more information visit [MVD Funds Rating](#)

Jupiter Global Ecology Growth, Class L USD Acc / LU0300038618 / A0MRMZ / Jupiter AM Int.

Investment strategy

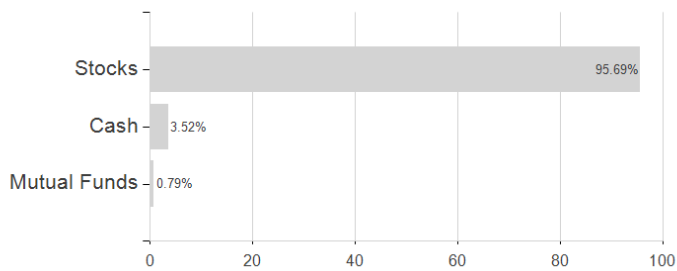
The Fund invests primarily (at least 70% of its Net Asset Value) in equity and equity-related securities globally (including emerging markets). The Fund's investments are issued by companies considered by the Investment Manager to be addressing global environmental and sustainability challenges by being substantially focused on activities generating or enabling a positive impact across any of the following sustainable solution themes: Clean energy, Green mobility, Green buildings and industry, Sustainable agriculture and land ecosystems, Sustainable oceans and freshwater systems, and Circular economy. Investments will be substantially orientated towards the sustainable solutions themes (typically by assessing indicators such as the level of revenue, profit or capital expenditure related to economic activity that is contributing to the themes) which in turn focuses the investment universe on a sub-set of equity securities.

Investment goal

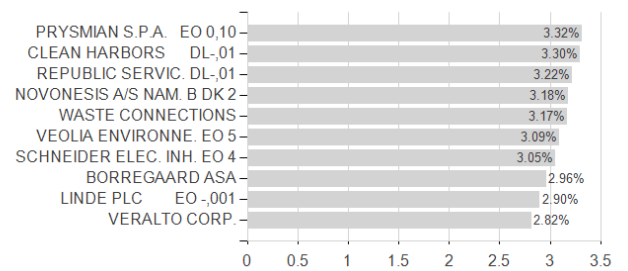
The Fund's objective is to generate long-term capital growth and income by investing primarily in global equity securities that focus on making a positive impact towards environmental and sustainable objectives.

Assessment Structure

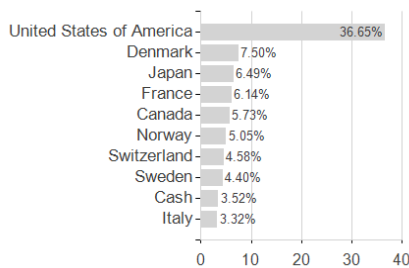
Assets



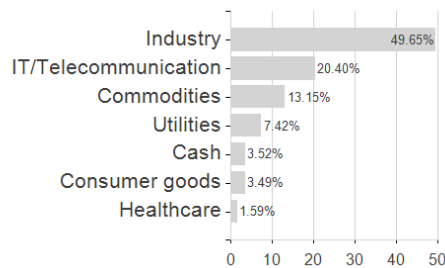
Largest positions



Countries



Branches



Currencies

