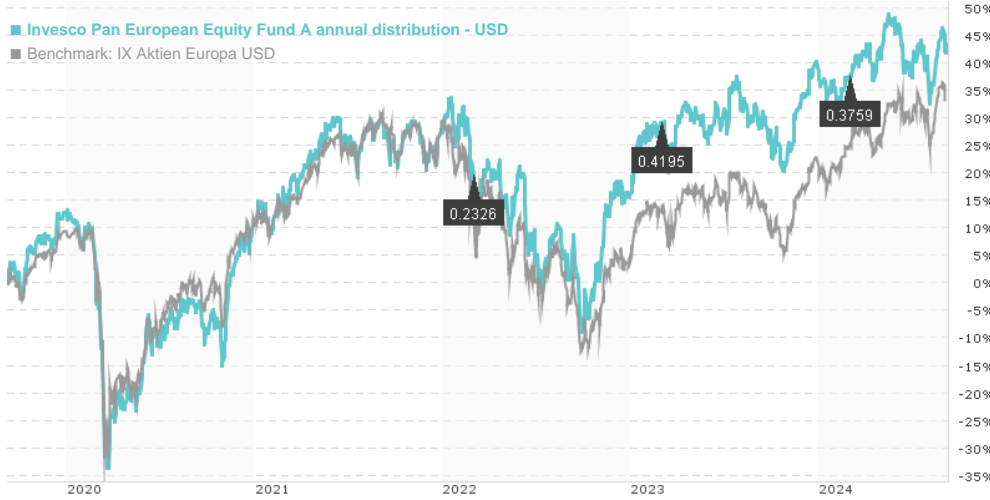


Invesco Pan European Equity Fund A annual distribution - USD / LU0334858593 / A0QZZQ / Invesco Management

Last 09/06/2024 ¹	Region	Branch	Type of yield	Type
23.79 USD	Europe	Mixed Sectors	paying dividend	Equity Fund



Risk key figures

SRI	1	2	3	4	5	6	7
Mountain-View Funds Rating ²	EDA ³						
	65						

Yearly Performance

2023	+20.57%
2022	-8.83%
2021	+15.09%
2020	-1.61%
2019	+15.40%

Master data		Conditions		Other figures	
-------------	--	------------	--	---------------	--

Fund type	Single fund	Issue surcharge	5.00%	Minimum investment	USD 1,500.00
Category	Equity	Planned administr. fee	0.00%	Savings plan	-
Sub category	Mixed Sectors	Deposit fees	0.01%	UCITS / OGAW	Yes
Fund domicile	Luxembourg	Redemption charge	0.00%	Performance fee	0.00%
Tranch volume	(09/06/2024) EUR 10.49 mill.	Ongoing charges	-	Redeployment fee	0.00%
Total volume	(09/06/2024) EUR 1,330.30 mill.	Dividends		Investment company	
Launch date	4/28/2008	01.03.2024	0.38 USD	Invesco Management	
KEST report funds	Yes	01.03.2023	0.42 USD	An der Welle 5, 60322, Frankfurt am Main	
Business year start	29.02.	01.03.2022	0.23 USD	Germany	
Sustainability type	-	01.03.2021	0.12 USD	https://www.de.invesco.com	
Fund manager	John Surplice, James Rutland, Martin Walker	02.03.2020	0.41 USD		

Performance	1M	6M	YTD	1Y	2Y	3Y	5Y	Since start
Performance	+6.83%	+2.81%	+1.42%	+10.25%	+39.60%	+9.32%	+42.79%	+51.35%
Performance p.a.	-	-	-	+10.22%	+18.12%	+3.01%	+7.38%	+2.56%
Sharpe ratio	8.26	0.15	-0.10	0.47	0.83	-0.02	0.18	-0.04
Volatility	13.81%	14.93%	13.95%	14.40%	17.63%	19.55%	21.71%	22.37%
Worst month	-	-5.47%	-5.47%	-5.47%	-9.16%	-13.69%	-20.64%	-23.86%
Best month	-	3.59%	4.56%	9.77%	12.37%	12.37%	23.44%	23.44%
Maximum loss	-3.10%	-10.91%	-10.91%	-10.91%	-16.30%	-31.81%	-41.42%	-

Distribution permission

Austria, Germany, Switzerland, Luxembourg, Czech Republic

¹ Important note on update status: The displayed date refers exclusively to the calculation of the NAV.
² The Mountain-View Data Fund Rating calculates a comparative ranking for funds using yield, volatility and trend data. For more information visit [MVD Funds Rating](#)
³ Displays the Ethical-Dynamical Ratio calculated according to standard criteria. The maximum value is 100. For more information visit [EDA](#)

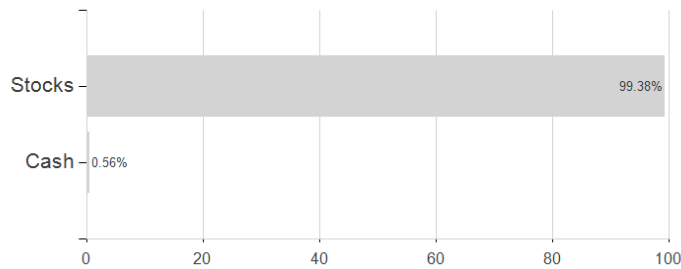
Invesco Pan European Equity Fund A annual distribution - USD / LU0334858593 / A0QZZQ / Invesco Management

Investment goal

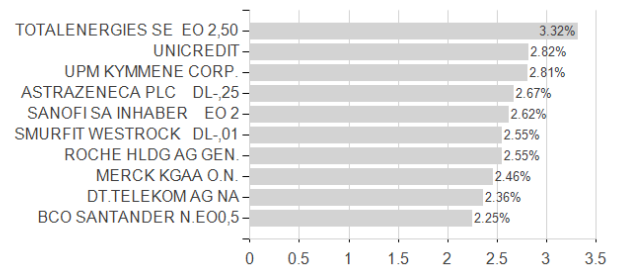
The Fund aims to provide long-term capital growth by investing in a portfolio of equity or equity related instruments of European companies with an emphasis on larger companies.

Assessment Structure

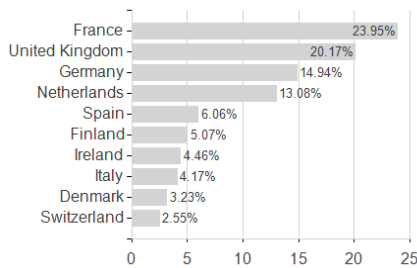
Assets



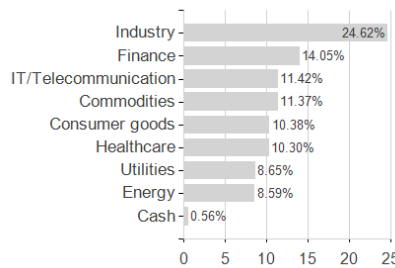
Largest positions



Countries



Branches



Currencies

