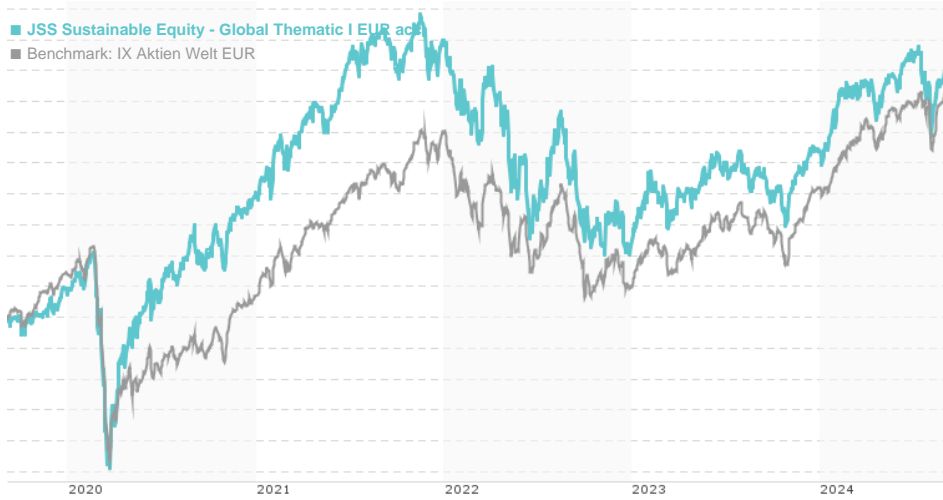


JSS Sustainable Equity - Global Thematic I EUR acc / LU0405184523 / A0RK4F / J.S.Sarasin Fd.M. LU

Last 09/03/2024 ¹	Region	Branch	Type of yield	Type
331.24 EUR	Worldwide	Mixed Sectors	reinvestment	Equity Fund



Risk key figures

SRI	1	2	3	4	5	6	7
Mountain-View Funds Rating ²	EDA ³						
	77						

Yearly Performance

2023	+14.12%
2022	-22.65%
2021	+19.90%
2020	+15.80%
2019	+33.79%

Master data		Conditions		Other figures	
-------------	--	------------	--	---------------	--

Fund type	Single fund	Issue surcharge	0.00%	Minimum investment	EUR 1,000,000.00
Category	Equity	Planned administr. fee	0.00%	Savings plan	-
Sub category	Mixed Sectors	Deposit fees	0.10%	UCITS / OGAW	Yes
Fund domicile	Luxembourg	Redemption charge	0.00%	Performance fee	0.00%
Tranch volume	(09/03/2024) EUR 52.96 mill.	Ongoing charges	-	Redeployment fee	0.00%
Total volume	(07/31/2024) EUR 824.49 mill.	Dividends		Investment company	
Launch date	12/17/2008	J.S.Sarasin Fd.M. LU			
KESt report funds	Yes	17-21, Boulevard Joseph II, 1840, Luxembourg			
Business year start	01.07.	Luxembourg			
Sustainability type	Ethics/ecology	http://www.jsafrasarasin.lu/internet/lu/			
Fund manager	Jeremy Thomas				

Performance	1M	6M	YTD	1Y	2Y	3Y	5Y	Since start
Performance	+6.12%	+0.06%	+7.91%	+10.40%	+11.75%	-6.02%	+39.62%	+315.82%
Performance p.a.	-	-	-	+10.40%	+5.72%	-2.05%	+6.89%	+9.49%
Sharpe ratio	6.32	-0.26	0.68	0.59	0.16	-0.35	0.19	0.39
Volatility	17.05%	13.03%	12.57%	11.79%	13.77%	15.99%	18.06%	15.61%
Worst month	-	-2.93%	-2.93%	-2.97%	-8.45%	-8.45%	-12.37%	-12.37%
Best month	-	3.77%	4.22%	5.61%	7.54%	9.95%	14.16%	14.16%
Maximum loss	-1.77%	-10.02%	-10.02%	-10.02%	-13.21%	-26.11%	-31.69%	-

Distribution permission

Austria, Germany, Switzerland, United Kingdom

¹ Important note on update status: The displayed date refers exclusively to the calculation of the NAV.
² The Mountain-View Data Fund Rating calculates a comparative ranking for funds using yield, volatility and trend data. For more information visit [MVD Funds Rating](#)
³ Displays the Ethical-Dynamical Ratio calculated according to standard criteria. The maximum value is 100. For more information visit [EDA](#)

JSS Sustainable Equity - Global Thematic I EUR acc / LU0405184523 / A0RK4F / J.S.Sarasin Fd.M. LU

Investment strategy

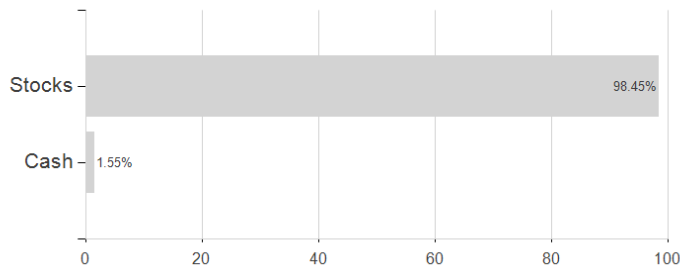
The assets of the Sub-Fund are invested either directly (min. 67% of the Sub-Fund's assets) or indirectly in worldwide equity securities. The Sub-Fund's core investments are in forward-looking themes, sectors and activities, such as clean energy, efficient resource management, healthcare, water, sustainable consumption, sustainable mobility, services and innovative management systems. Stock selection is primarily based on company specifics, with consideration also given to small and mid-cap companies. The Sub-Fund promotes environmental and social characteristics according to SFDR Art. 8, but does not have a sustainable investment objective according to SFDR Art. 9. This product considers environmental, social and governance aspects ("ESG") along the investment process with the aim to reduce controversial exposures, to align the portfolio with international norms, to mitigate sustainability risks and to harness opportunities emanating from ESG trends and to get a better-informed perspective of portfolio holdings.

Investment goal

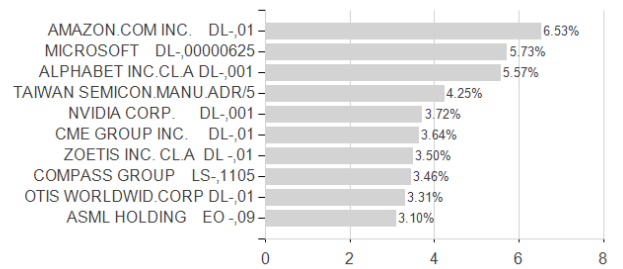
The investment objective of JSS Sustainable Equity - Global Thematic (the "Sub-Fund") is long-term capital appreciation through a globally diversified investment in equities.

Assessment Structure

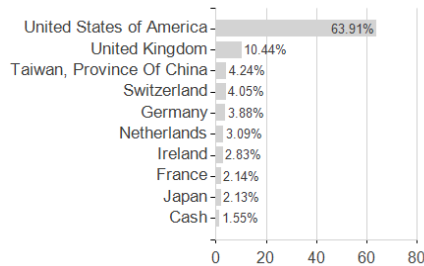
Assets



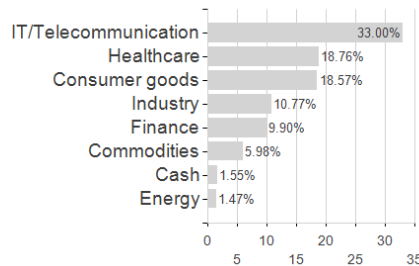
Largest positions



Countries



Branches



Currencies

