

Berenberg Aktien Global Plus - Anteilklasse R D / DE000A0RC5G8 / A0RC5G / Universal-Investment

Last 10/02/2024 ¹	Region	Branch	Type of yield	Type
110.07 EUR	Worldwide	Mixed Sectors	paying dividend	Equity Fund



Risk key figures

SRI	1	2	3	4	5	6	7
Mountain-View Funds Rating ²	EDA ³						
	81						

Yearly Performance

2023	+15.27%
2022	-30.31%
2021	+15.62%
2020	+21.72%
2019	+35.78%

Master data		Conditions		Other figures	
Fund type	Single fund	Issue surcharge	5.50%	Minimum investment	UNT 0
Category	Equity	Planned administr. fee	0.00%	Savings plan	Yes
Sub category	Mixed Sectors	Deposit fees	0.10%	UCITS / OGAW	Yes
Fund domicile	Germany	Redemption charge	0.00%	Performance fee	0.00%
Tranch volume	(10/02/2024) EUR 63.90 mill.	Ongoing charges	-	Redeployment fee	0.00%
Total volume	(10/02/2024) EUR 121.29 mill.	Dividends		Investment company	
Launch date	1/15/2009	15.03.2024	1.63 EUR	Universal-Investment	
KESt report funds	Yes	15.02.2023	0.26 EUR	Theodor-Heuss-Allee 70, 60486, Frankfurt am Main	
Business year start	01.01.	15.02.2022	0.26 EUR	Germany	
Sustainability type	-	15.02.2021	0.26 EUR	https://www.universal-investment.com	
Fund manager	Kay Eichhorn-Schott	17.02.2020	0.26 EUR		

Performance	1M	6M	YTD	1Y	2Y	3Y	5Y	Since start
Performance	+0.44%	+2.54%	+9.97%	+17.75%	+21.47%	-7.64%	+38.69%	+147.17%
Performance p.a.	-	-	-	+17.70%	+10.23%	-2.62%	+6.75%	+5.92%
Sharpe ratio	0.21	0.18	1.03	1.52	0.65	-0.43	0.25	0.22
Volatility	10.67%	10.51%	9.96%	9.57%	10.82%	13.50%	14.14%	12.42%
Worst month	-	-2.38%	-2.38%	-2.63%	-6.06%	-10.68%	-12.23%	-12.23%
Best month	-	3.17%	3.57%	7.61%	7.61%	9.01%	12.76%	12.76%
Maximum loss	-3.99%	-7.05%	-7.05%	-7.05%	-8.96%	-33.64%	-33.64%	-

Distribution permission

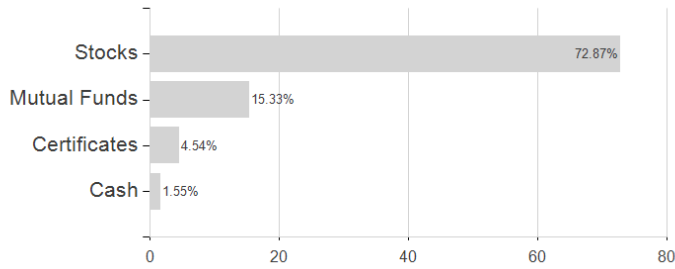
Austria, Germany, Switzerland, Czech Republic

1 Important note on update status: The displayed date refers exclusively to the calculation of the NAV.
 2 The Mountain-View Data Fund Rating calculates a comparative ranking for funds using yield, volatility and trend data. For more information visit [MVD Funds Rating](#)
 3 Displays the Ethical-Dynamical Ratio calculated according to standard criteria. The maximum value is 100. For more information visit [EDA](#)

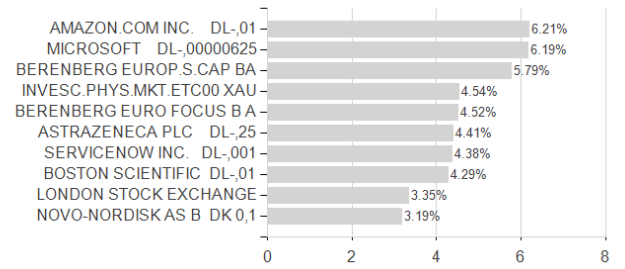
Berenberg Aktien Global Plus - Anteilklasse R D / DE000A0RC5G8 / A0RC5G / Universal-Investment

Assessment Structure

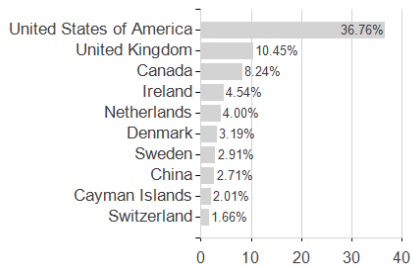
Assets



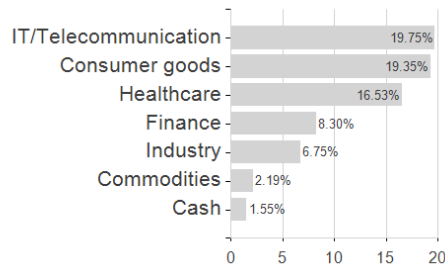
Largest positions



Countries



Branches



Currencies

